
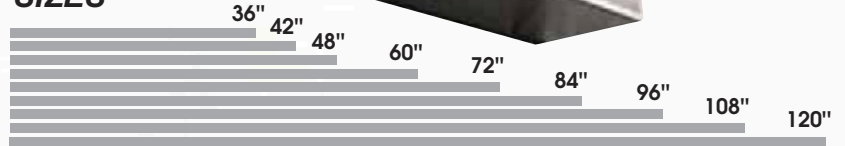


SAVET® COMMERCIAL FRONT DOOR SERIES – S-CFD

For environmental control up to 10' high



SIZES



FEATURES

- 1/2 horsepower, 2-speed motors
- Aluminized steel, one-piece construction
- Unmatched air flow uniformity
- Optional filters for improved air quality
- Exceptionally low noise levels (53/51 dBA)
- Electric, hot water, or steam heat optional
- Single-phase or three-phase power
- Two-year parts warranty for unheated units (18 months for heated units)



APPLICATIONS

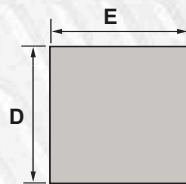
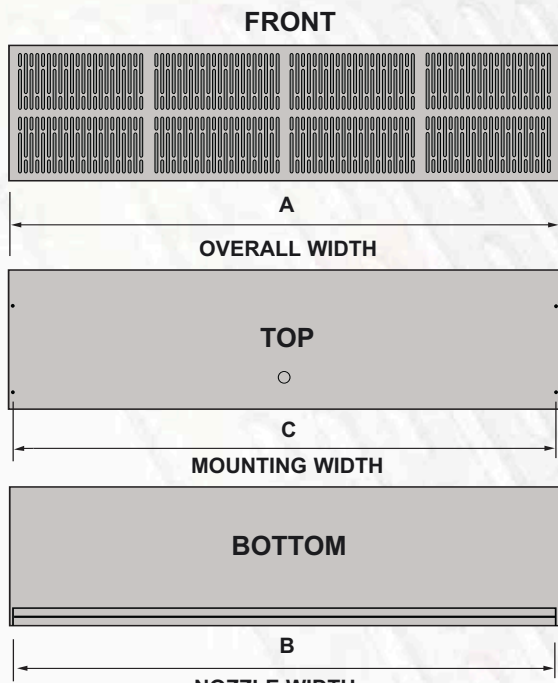
- Climate and Environmental Control
- Office and Employee Entrances
- Interoffice and Commercial Separation
- Hospital Entrances and Hallways
- Retail and Commercial Entrances
- Restaurant and Food Service Entrances
- Hotel, Resort, and Casino Entrances



COMMERCIAL FRONT DOOR SERIES – S-CFD

MODEL	S-CFD-36-1-2S		S-CFD-42-1-2S		S-CFD-48-1-2S	
Nozzle Width (in.)	36		42		48	
Number of Motors	1		1		1	
Horse Power per Motor	1/2		1/2		1/2	
Motor Speed(s)	High	Low	High	Low	High	Low
Max. FPM at Nozzle	1960	1800	1960	1800	1960	1800
Max. CFM at Nozzle	1350	1240	1575	1445	1795	1651
Avg. FPM at Nozzle.	1615	1450	1385	1245	1215	1085
CFM at Nozzle	1035	990	1110	995	1125	1010
Outlet Vel. Uniformity (%)	95%		93%		92%	
Shipping Wt. Unheated (lbs.)	90		100		110	
Heater kW	10		10		10	
Temp. Rise	29/33		29/33		29/33	
Amp Draw* 208/1/60	48.1		48.1		48.1	
Amp Draw* 240/1/60	41.6		41.6		41.6	
Amp Draw* 208/3/60	27.7		27.7		27.7	
Amp Draw* 240/3/60	24		24		24	
Amp Draw* 480/3/60	12		12		12	
Shipping Wt. Heated	95		105		115	

* More than one power supply may be required.



S-CFD DIMENSIONS CHART					
Model	A	B	C	D	E
36"	37"	36"	36.0625"	15"	15.375"
42"	43"	42"	42.0625"	15"	15.375"
48"	49"	48"	48.0625"	15"	15.375"
60"	61"	60"	60.0625"	15"	15.375"
72"	73"	72"	72.0625"	15"	15.375"
84"	85"	84"	84.0625"	15"	15.375"
96"	97"	96"	96.0625"	15"	15.375"
108"	109"	108"	108.0625"	15"	15.375"
120"	119"	118"	120.0625"	15"	15.375"

NOZZLE WIDTH	
Standard Motor Voltages	Amps for 1/2 Motor
110, 1ø, 60 hz	2.5
208, 1ø, 60 hz	1.4
230, 1ø, 60 hz	1.4
460, 1ø, 60 hz	0.7
575, 1ø, 60 hz	0.6

BENEFITS

- Immediate energy savings – payback period as little as two years
- Prevents infiltration of cold or warm air, increasing employee and customer comfort
- Blocks outside drafts, flying insects and airborne pollutants
- Increased visibility – no physical barrier in the opening



QUICK SHIP
STOCKING PROGRAM

S-CFD-60-2-2S		S-CFD-72-2-2S		S-CFD-84-2-2S		S-CFD-96-2-2S		S-CFD-108-3-2S		S-CFD-120-3-2S	
60		72		84		96		108		118	
2		2		2		2		3		3	
1/2		1/2		1/2		1/2		1/2			
High	Low	High	Low	High	Low	High	Low	High	Low	High	Low
1960	1800	1960	1800	1960	1800	1960	1800	1960	1800	1960	1800
2400	2320	2700	2475	3145	2885	3595	3300	4045	3710	4495	4125
1455	1305	1615	1450	1385	1245	1215	1085	1615	1450	1465	1305
1665	1495	2220	1995	2155	1950	2235	2000	3335	2990	3325	2985
95%		95%		93%		92%		92%		95%	
145		170		190		200		250		275	
15		20		20		20		30		30	
29/33		29/33		29/33		29/33		29/33		29/33	
N/A		N/A		N/A		N/A		N/A		N/A	
N/A		N/A		N/A		N/A		N/A		N/A	
41.6		55.4		55.4		55.4		83.1		83.1	
36		48		48		48		72		72	
18		24		24		24		36		36	
150		180		200		210		265		290	