

# 5070

## Sandwich Prep Tables

Model #: MEST-27-12-A, MEST-48-18-A  
MEST-60-24-A, MEST-72-30-A

### Product Details

#### Exterior:

- 430 Stainless Steel door, sides, and top
- Self-closing doors
- 90° stay-open feature
- Magnetic door gasket(s)
- Recessed handles for easy opening/cleaning
- Digital controls and LED temperature display
- Security lock with key
- (4) 4" casters - 2 locking, 2 non-locking

#### Interior:

- Aluminum
- Adjustable plastic coated steel shelves (1 per section; 90 lbs load capacity each)
- Auto-defrost system
- Holding temperature: 33°F to 41°F

Not suitable for installation in non-commercial or residential applications.

### Specifications

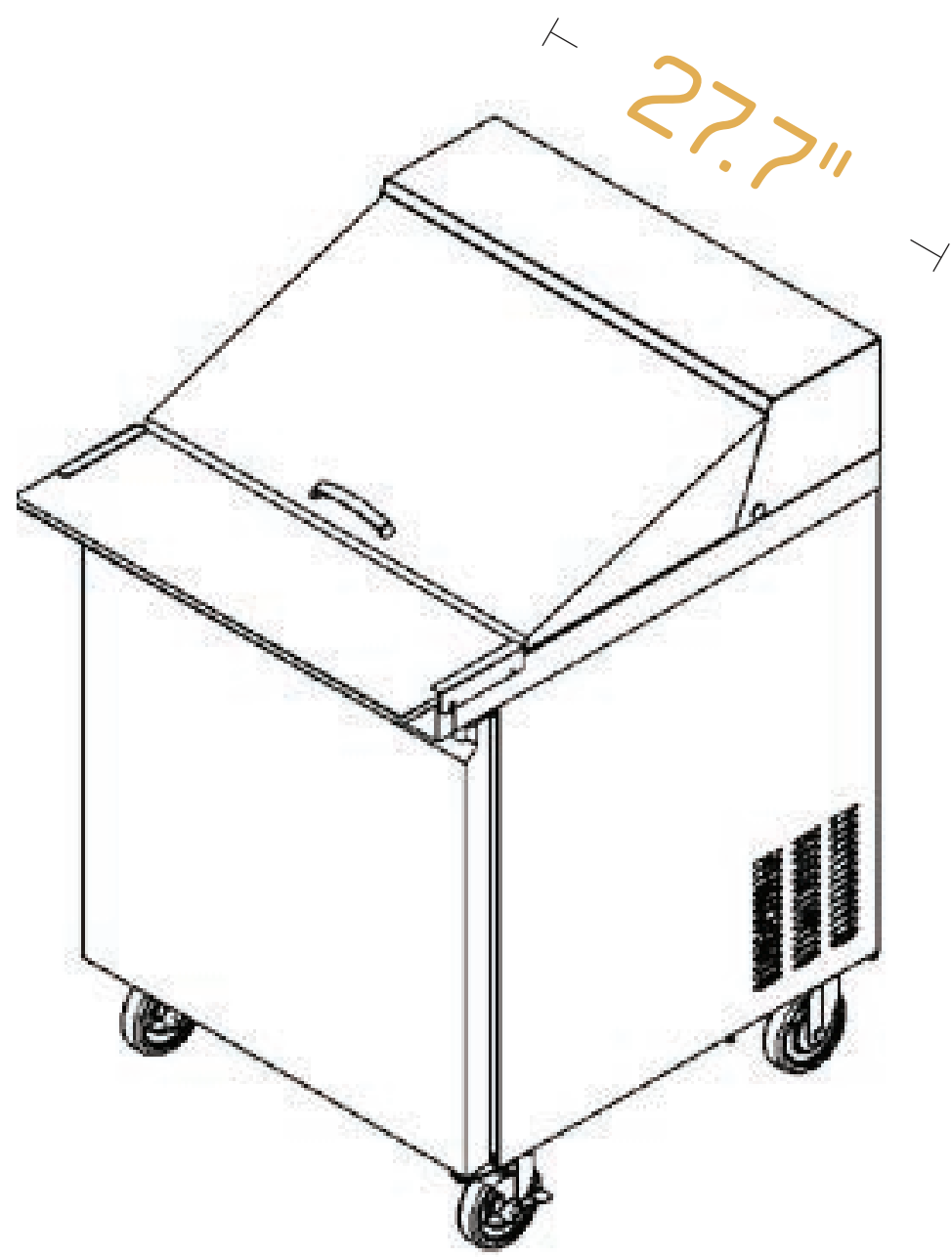
Model	External Dimensions	Internal Dimensions	NET. Volume	Holding Temperature Range	Doors/ Shelves	Refrigerant Type	Electrical	1/6 Pans
MEST-27-12-A	27.7" x 35.3" x 44.5"	24.75" x 21" x 27"	7.3 Cu Ft	33°F to 41°F	1 / 1	R600A	115V/60Hz/1Ph	12
MEST-48-18-A	48.5" x 35.3" x 44.5"	44.37" x 21" x 27"	12.9 Cu Ft	33°F to 41°F	2 / 2	R290	115V/60Hz/1Ph	18
MEST-60-24-A	60.2" x 35.3" x 44.5"	56" x 21" x 27"	16.3 Cu Ft	33°F to 41°F	2 / 2	R290	115V/60Hz/1Ph	24
MEST-72-30-A	71.7" x 35.3" x 44.5"	67.5" x 19.75" x 23.5"	19.6 Cu Ft	33°F to 41°F	2 / 2	R290	115V/60Hz/1Ph	30

# 5070

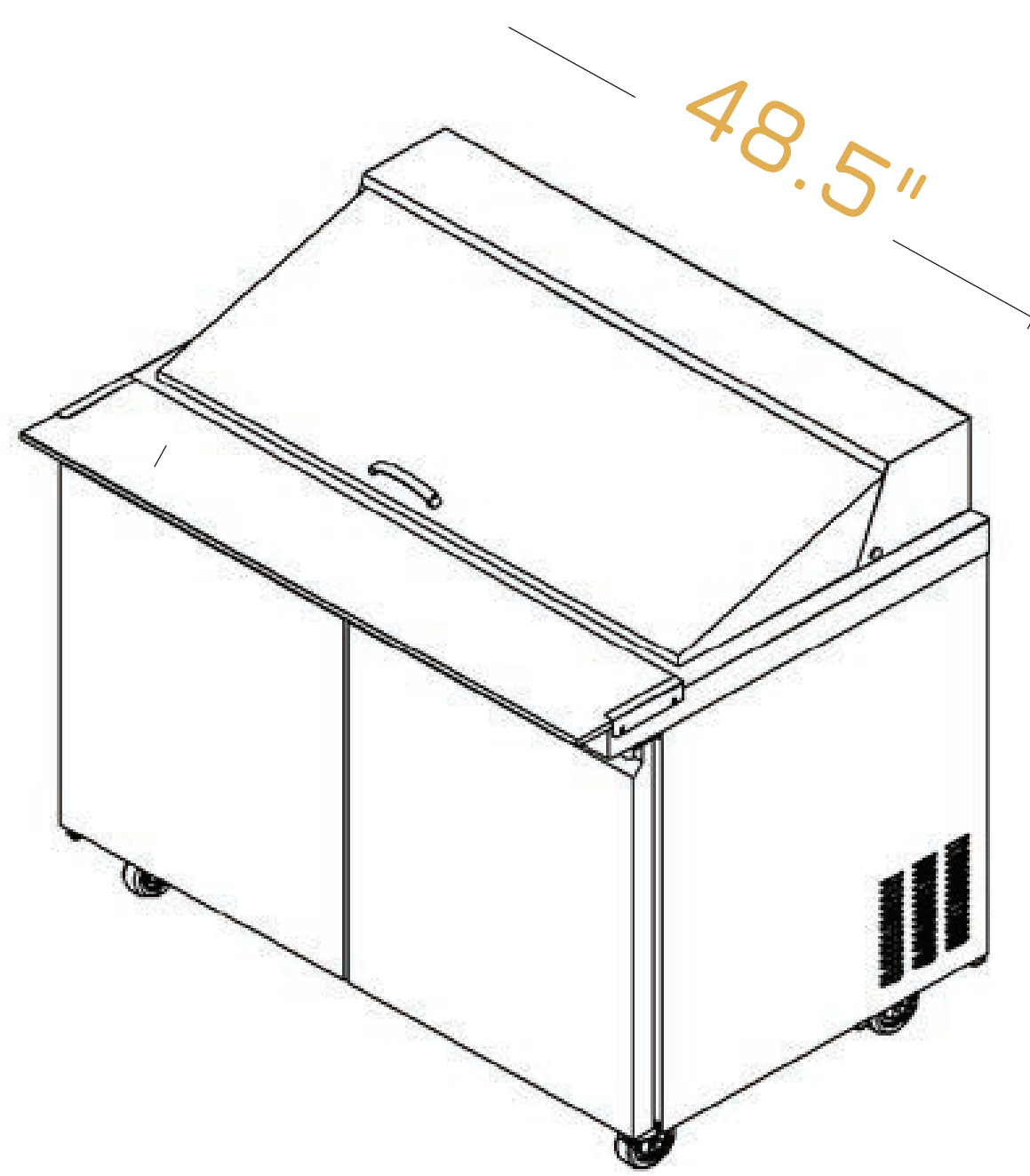
## Sandwich Prep Tables

Model #: MEST-27-12-A, MEST-48-18-A  
MEST-60-24-A, MEST-72-30-A

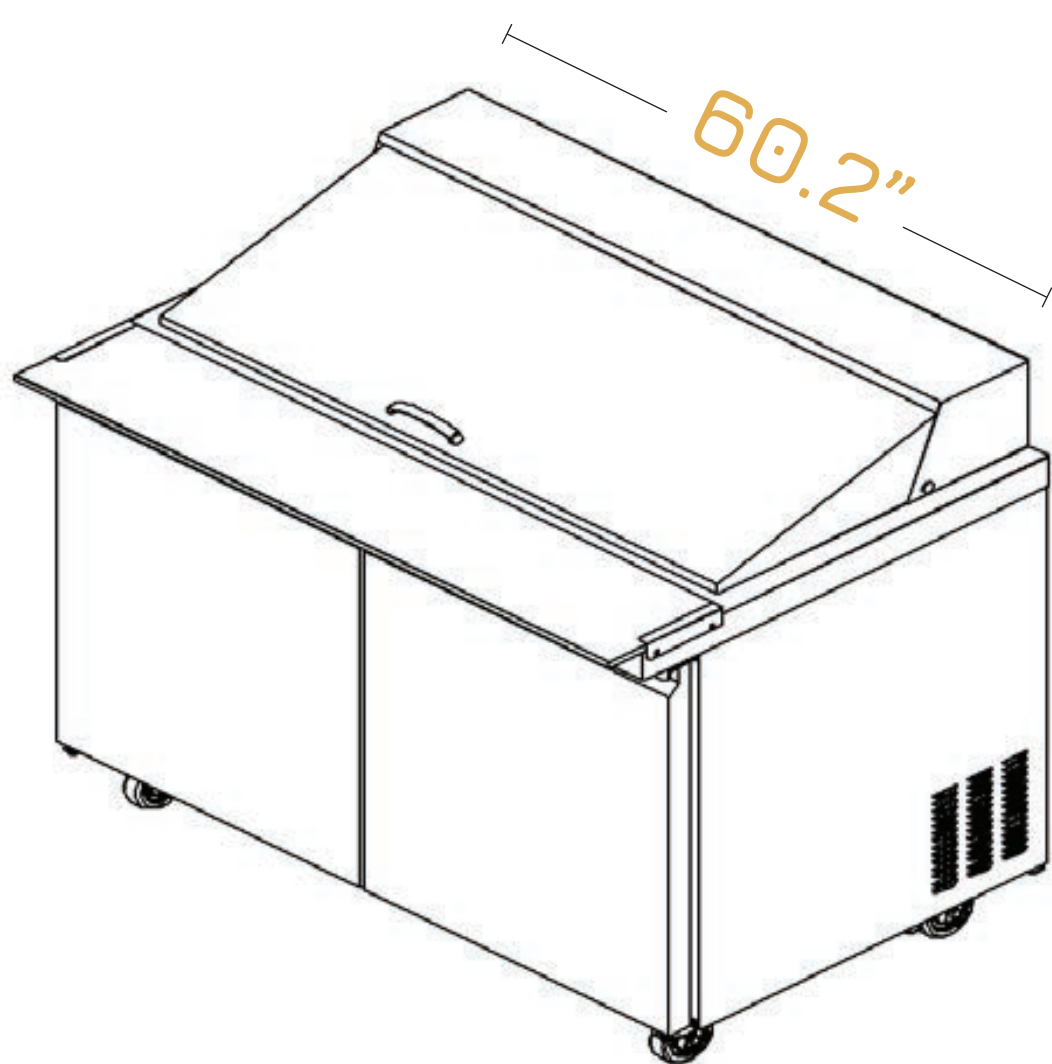
FRONT VIEW



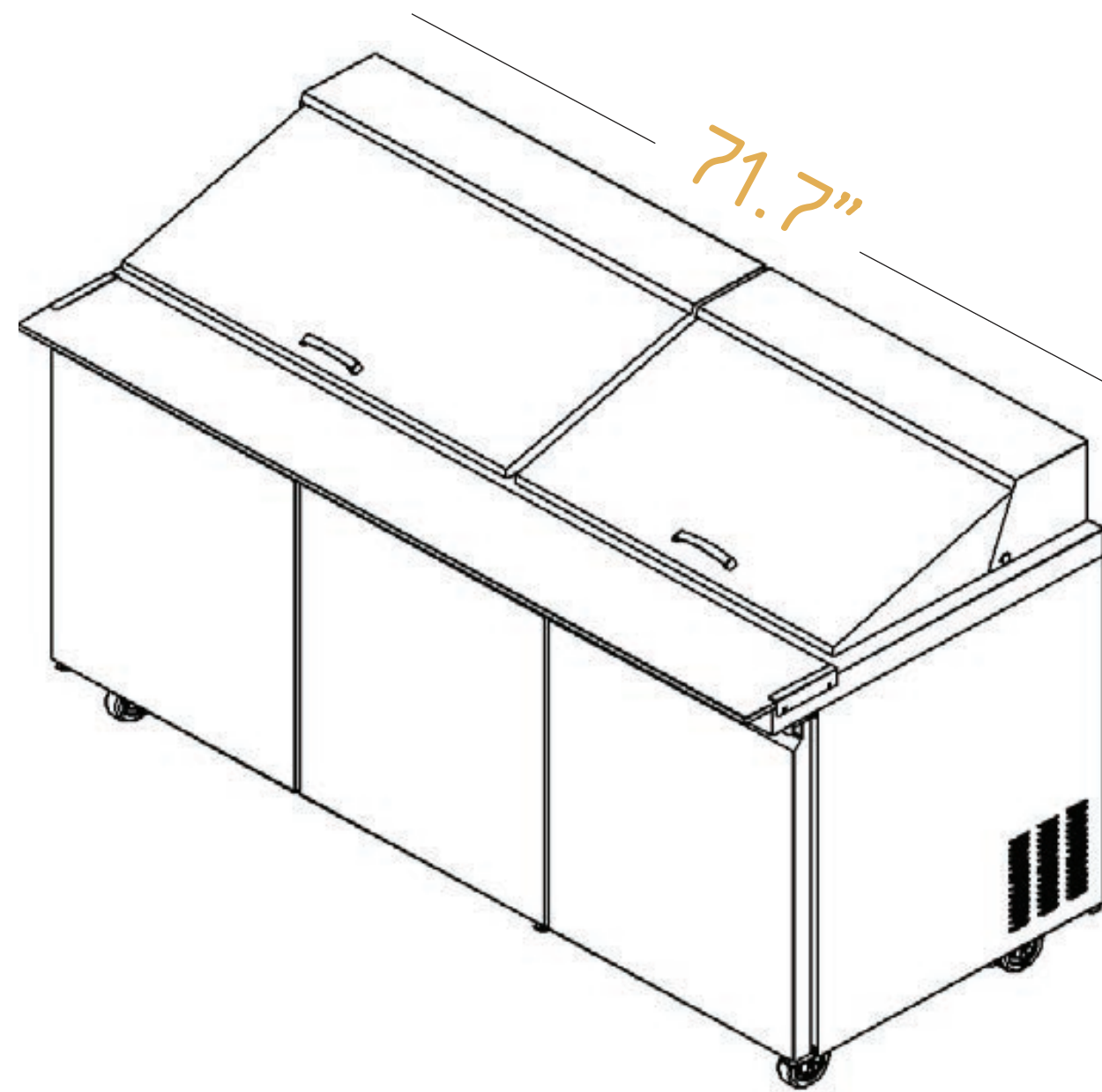
MEST-27-12-A



MEST-48-18-A



MEST-60-24-A



MEST-72-30-A