



Get the App!

Indigo NXT Series iP0600 ice machine on D570 bin. Ice machine and bin sold separately.

ICE SHAPES



▶ **Half-Dice:** 3/8" x 1 1/8" x 7/8"
(0.95 x 2.86 x 2.22 cm)



▶ **Dice:** 7/8" x 7/8" x 7/8"
(2.22 x 2.22 x 2.22 cm)

SIZE

- ▶ Up to 672 lbs (304.8 kgs) of daily ice production
- ▶ 30" (76.20 cm) wide, 34" (86.36 cm) deep, and 71.5" (181.61 cm) high on 6" (15.24 cm) legs
- ▶ 532 lb (241 kgs) ice bin storage capacity*

*Application capacity based on 90% volume x 33 lbs./ft³ average density of ice

SPECIFICATIONS

Refrigerant: R290

- ▶ Air-cooled: 9.5 oz (270 g)
- ▶ Water-cooled: 6.7 oz (190 g)

BTU Per Hour

- ▶ 10,330 (average)
- ▶ 12,000 (peak)

Operating Limits

- ▶ Ambient temperature range: 35° to 110°F (1.7° to 43.3°C)
- ▶ Water temperature range: 40° to 90°F (4.4° to 32.2°C)
- ▶ Water pressure ice maker (water in)
 - Min. 20 psi (137.9 kPA)
 - Max. 80 psi (551.1 kPA)

Power: 115/60/1 and 230/60/1

- ▶ Air-cooled-115V
 - Minimum circuit ampacity: 13.3 amps
 - Maximum fuse size: 20 Amps
- ▶ Air-cooled-230V
 - Minimum circuit ampacity: 6.6 amps
 - Maximum fuse size: 15 Amps
- ▶ Water-cooled-115V
 - Minimum circuit ampacity: 12.9 amps
 - Maximum fuse size: 20 Amps
- ▶ Water-cooled-230V
 - Minimum circuit ampacity: 6.3 amps
 - Maximum fuse size: 15 Amps

FEATURES

- ▶ Sanitation
 - Hinged front door and removable components (water trough, tube, curtain, probe, pump) allow easy interior access and cleaning.
 - Select parts feature AlphaSan[®] antimicrobial protection.
 - DuraTech[™] exterior provides superior corrosion resistance compared to stainless steel. Innovative clear coat resists finger prints and dirt.
 - Optional LuminIce[®] Growth Inhibitor helps control bacteria and yeast, with status indicator on display.
 - ▶ Sustainability & Value
 - R290 offers low global warming potential and zero ozone depletion.
 - Energy-efficient models (see EnergyStar.gov)
 - Icon-based easyTouch[®] display simplifies operation.
 - Acoustical probe and Active Sense help ensure consistent ice production.
 - 24-hour diagnostics support preventative maintenance.
 - Designed with programmable ice production to take advantage of off-peak rates and/or shut off over night to lower lifetime costs.*
 - Connect via Bluetooth for quick setup and instant machine information.
- *Based on manufacturer assumptions without independent testing. Results may vary by settings and conditions.

ACCESSORIES

- ▶ LuminIce[®] II virus and bacteria inhibitor helps control viruses and bacteria in the ice machine.
- ▶ iAuCS[®] schedules and performs routine ice machine descaling or sanitizing automatically.
- ▶ Arctic Pure[®] Pro water filters reduce sediments and chlorine contaminants down to 0.5 microns. For optimal performance, use the Arctic Pure prefilter in combination with the Arctic Pure primary filter.



LuminIce II



iAuCS



Arctic Pure Water Filters

iP0600

Manitowoc Ice Cube Machine

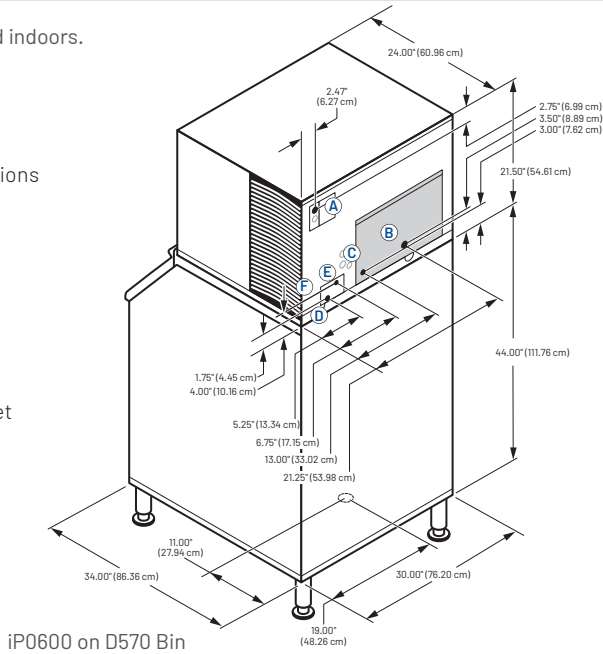
IDP0600A | IYP0600A | IDP0600W | IYP0600W

INSTALLATION

Ice machine must be installed indoors.

Required clearance for
 - top and sides: 8" (20.32 cm)
 - back: 5" (12.7 cm)

- A** Electrical Entrance (2) Options
- B** 3/8" (0.95 cm) F.P.T. Water Condenser Inlet (water-cooled units)
- C** 1/2" (1.27 cm) F.P.T. Water Condenser Outlet (water-cooled units)
- D** 1/2" (1.27 cm) Auxiliary Base Drain Socket
- E** 3/8" (0.95 cm) F.P.T. Ice Making Water Inlet
- F** 1/2" (1.27 cm) F.P.T. Ice Making Water Drain
- G** 3/4" (1.91 cm) Bin Drain



SPACE-SAVING DESIGN



| | iP0600 D400 | iP0600 D570 |
|-------------|---------------------|--------------------|
| Height | 59.50" 151.13 cm | 71.5" 181.61 cm |
| Width | 30.0" 76.2 cm | 30.0" 76.2 cm |
| Depth | 34.0" 86.36 cm | 34.0" 86.36 cm |
| Bin Storage | 365 lbs 165 kgs | 532 lbs 241 kgs |

Height includes adjustable bin legs 6.00" to 8.00", (15.24 to 20.32 cm) set at 6.00" (15.24 cm).

Bin capacity is based on 90% of the volume x 33 lbs/ft³ average density of ice. Ice machine and bin sold separately.

SPECIFICATIONS

| | Model | Ice Shape | Shipping Weight | Ice Production 24 Hours | | Power Usage kWh per 100 lbs of ice | Ice Machine Potable water usage per 100 lbs ice @ 90° Air/70°F Water (32° Air/21°C Water) | Condenser water usage per 100 lbs ice |
|--------------|----------|-----------|--------------------|--|--|------------------------------------|---|---------------------------------------|
| | | | | 70° Air/50°F Water 21° Air/10°C Water | 90° Air/70°F Water 32° Air/21°C Water | | | |
| Air Cooled | IDP0600A | Dice | 161 lbs (73.1 kgs) | 662 lbs (300.2 kgs) | 514 lbs (233.1 kgs) | 4.77 ★ | 13.9 gal (52.6 L) | N/A |
| | IYP0600A | Half-Dice | 155 lbs (70.3 kgs) | 672 lbs (304.8 kgs) | 554 lbs (251.2 kgs) | 4.77 ★ | 13.9 gal (52.6 L) | N/A |
| Water Cooled | IDP0600W | Dice | 153 lbs (69.4 kgs) | 605 lbs (274.4 kgs) | 509 lbs (230.9 kgs) | 4.11 | 15.3 gal (57.9 L) | 135 gal (511 L) |
| | IYP0600W | Half-Dice | 153 lbs (69.4 kgs) | 650 lbs (294.8 kgs) | 505 lbs (229 kgs) | 4.43 | 15 gal (56.8 L) | 135 gal (511 L) |

★ Energy Star Model

Limited Commercial Warranty

Ice Maker Three (3) years parts and labor

Evaporator Five (5) years parts and labor

Compressor Five (5) years parts, three (3) years labor



2110 South 26th Street | Manitowoc, WI 54220 | United States
 +1.920.682.0161 | 920.683.7589 Fax | manitowocice.com

All indicated Pentair trademarks and logos are property of Pentair. Third party registered and unregistered trademarks and logos are the property of their respective owners. ©2025 Pentair. All rights reserved.




Ice Storage Bins

Model

- D320
 D400
 D420
 D570
 D970

D Bins

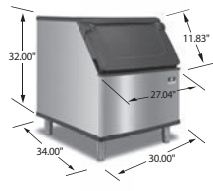
.75" (1.90 cm) Bin drain



D320
264 lbs. (120 kgs)



D570
532 lbs. (241 kgs)



D400
365 lbs. (166 kgs)



D970
882 lbs (400 kgs)



D420
383 lbs. (174 kgs)



Ergonomic NSF approved sanitary ice scoop included

D Bin Features

New Sanitary Scoop Ergonomic NSF approved sanitary ice scoop included with each bin. Built-in knuckle and thumb guard. Unique molded retaining lip allows maximum scooping every time. Per scoop capacity approximately 5.3/ lbs (2.4 kg)

Scoop Holder options New built-in scoop holder, keeps the ice scoop handle above the ice, or purchases the optional NSF approved External Scoop Holder Kit # K00461.

New Door design Clever built in side grips allow you to lift the bin door from anywhere you are standing (left, right or center) even when you have just one hand free.

Foamed Insulated Door

Insulates the ice bin, reduces sweat on the door, helps keep ice lasting longer.

Stay up door Unique cammed bin door self-latch keeps the door in the open position and keeps the employee safe when scooping ice.

Ergonomic Door design Door is angled 53 degrees to allow for easier access to the ice in the bin especially when scooping from the bottom.

Duratech Metal Finish Manitowoc exterior material has better corrosion resistance than stainless steel, is smudge resistant and easy to keep clean.

New Bin liner Polyurethane Artic Blue bin liner accentuates the crisp clear ice from a Manitowoc Ice Machine.

Warranty

Bin & Accessories: 3 Year Parts & Labor.

| D Bin Model | D-Bin Capacities | | | | D-Bin Dimensions | | | | | |
|-------------|-----------------------|--------|----------------------|-------|------------------|------|-------|-------|-------|------|
| | *Application Capacity | | **2018 AHRI Capacity | | Height | | Width | | Depth | |
| | lbs. | kgs | Cu. ft | Cu. M | in. | cm | in. | cm | in. | cm |
| D320 | 264 | 119.90 | 8.9 | 0.25 | 38 | 96.5 | 22 | 55.9 | 34 | 86.4 |
| D420 | 383 | 173.79 | 12.9 | 0.37 | 50 | 127 | 22 | 55.9 | 34 | 86.4 |
| D400 | 365 | 165.70 | 12.3 | 0.35 | 38 | 96.5 | 30 | 76.2 | 34 | 86.4 |
| D570 | 532 | 241.14 | 17.9 | 0.51 | 50 | 127 | 30 | 76.2 | 34 | 86.4 |
| D970 | 882 | 400.11 | 29.7 | 0.84 | 50 | 127 | 48 | 121.9 | 34 | 86.4 |

*Application Capacity based on 90% of the total volume x 33 lbs/ ft³ average density of ice. Ice must be managed

**2018 AHRI certified measurement for bin capacity

Above bin heights include leg height of 6" / 15.24 cm
 All bins include a sanitary plastic scoop and one set of adjustable legs chrome legs (6-7.75in/15.24-20.32cm).
 External Scoop holder order separately Kit # K00461
 Metal Scoop order separately Kit # K00463



Manitowoc Ice reserves the right to make changes to the design or specifications without prior notice.

D Bins

| Indigo Ice Machines Series | | | | | | | | | | | | |
|----------------------------|---------|-------|--------|--------|--------|--------|--------------------|--------------------------------|--------------------------------|--------------------|-----------------------|-------------------|
| Machine | | | iT420 | iT620 | iT0300 | iT450 | iT0500 &iF0500N | iF0600N, iF0600C, iT0750 | iF0900N, iT0900, iF0900C | iT1200, iT1200C | iF1400C, iF1800C | iT1500, iT1900 |
| Machine Capacity @90/70 F | | | 375 | 465 | 240 | 378 | 440 | 555, 530 | 710, 714 | 950, 1000 | 1200 1470 1600 | 1360, 1455 |
| Bins | Bin Cap | Width | 22" | 22" | 30" | 30" | 30" | 30" | 30" | 30" | 30" | 48" |
| D320 | 264 | 22" | * | * | | | | | | | | |
| D420 | 383 | 22" | * | * | | | | | | | | |
| D400 | 365 | 30" | K00472 | K00472 | * | * | * | * | NR | NR | NR | |
| D570 | 532 | 30" | K00472 | K00472 | * | * | * | * | * | * | NR | |
| D970 | 882 | 48" | NR | NR | NR | K00470 | K00470 | K00470 | K00470 | K00470 | K00471 + K00470 | * |

| Manitowoc Flaker and Nugget Machines | | | | | | | | | | | |
|--------------------------------------|---------|-------|---------|---------|---------|---------|----------------------|----------------------|---------|-----------------------|----------|
| Machine | | | RNP0320 | RFP0320 | RNP0620 | RFP0620 | RNF1020 | RFF1220C | RNF1100 | RFF1300 & RNF2000C | RFF2200C |
| Machine cap | | | 251 | 286 | 451 | 540 | 825 | 958 | 825 | 874 | 1702 |
| Bins | Bin cap | Width | 22" | 22" | 22" | 22" | 22" | 22" | 30" | 30" | 36.7" |
| D320 | 264 | 22" | * | * | NR | NR | NR | NR | | | |
| D420 | 383 | 22" | * | * | * | * | NR | NR | | | |
| D400 | 365 | 30" | K00472 | K00472 | K00472 | K00472 | NR | NR | NR | NR | |
| D570 | 532 | 30" | NR | K00472 | K00472 | K00472 | NR | NR | * | * | |
| D970 | 882 | 48" | NR | NR | K00473 | K00473 | K00473 if 2 used. | K00473 if 2 used. | K00470 | K00470 | K00470 |

An optional adapter is required when putting a narrower ice machine on a wider bin.

* No adapter is needed

NR= Not Recommend. Bin too small or too large for application.

Putting a wider machine on narrower bin is not an option.

Machines side by side must be water cooled, remote, or use a top air discharge for self-contained air cooled.

Application Bin Capacity shown in lbs using the AHRI rating based on 90% of total volume x 33 lbs/ft³ average density of ice.

Machine capacity shown in lbs/24hrs using the AHRI rating base at 90F ambient, 70F water temperature

Ice Storage Bins

Available Accessories See price book for replacement: scoops, legs, specialty legs and casters

K00146 Convenient Ice Bagger

Includes bagger, D-bin adapter, and 250 bags and ties (Not for D320 or D400) Order K00068 replacement bags



K00461 External Scoop Holder

NSF approved. Can be mounted on the left or right side of bins, horizontally or vertically or on a wall.



K00463 Metal Scoop

Indestructible NFS approved aluminum alloy with sanitary knuckle and thumb guard. Works with K00461 external scoop holder or hangs inside the D-Bin series. Limited life time guarantee.



K00462 Secure Fastening Kit

Securely fast the Indigo NXT ice machine head to the pre-drilled inserts on the back of the D-bin series. Stainless steel flanged feet attach to bin and can be screwed to the floor



Manitowoc Ice reserves the right to make changes to the design or specifications without prior notice.