


# iP0500

## Manitowoc Ice Cube Machine

IDP0500A | IRP0500A | IYP0500A  
IDP0500W | IYP0500W | IRP0500W



Get the App!



Indigo NXT Series iP0500  
Ice machine on D570 bin.  
Ice machine and bin sold separately.

### ICE SHAPES



▶ **Half-Dice:** 3/8" x 1 1/8" x 7/8"  
(0.95 x 2.86 x 2.22 cm)



▶ **Dice:** 7/8" x 7/8" x 7/8"  
(2.22 x 2.22 x 2.22 cm)



▶ **Regular:** 1 1/8" x 1 1/8" x 7/8"  
(2.86 x 2.86 x 2.22 cm)

### SIZE

- ▶ Up to 516 lbs (234 kgs) of daily ice production
- ▶ 30" (76.20 cm) wide, 34" (86.36 cm) deep, and 71.5" (181.61 cm) high including 6" (15.25 cm) legs
- ▶ 532 lb (241 kgs) ice bin storage capacity\*

\*Application capacity based on 90% volume x 33 lbs./ft<sup>3</sup> average density of ice

### SPECIFICATIONS

#### Refrigerant: R290

- ▶ Air-cooled: 5.3 oz (150 g)
- ▶ Water-cooled: 5.3 oz (150 g)

#### BTU Per Hour

- ▶ 8,800 (average)
- ▶ 10,570 (peak)

#### Operating Limits

- ▶ Ambient temperature range: 35° to 110°F (1.7° to 43.3°C)
- ▶ Water temperature range: 40° to 90°F (4.4° to 32.2°C)
- ▶ Water pressure ice maker (water in)
  - Min. 20 psi (137.9 kPa)
  - Max. 80 psi (551.1 kPa)
- ▶ Water pressure condenser (water in)
  - Min. 20 psi (137.9 kPa)
  - Max. 275 psi (1,896 kPa)

#### Power: 115/60/1 and 230/60/1

- ▶ Air-cooled-115V
  - Minimum circuit ampacity: 11.7 amps
  - Maximum fuse size: 20 Amps
- ▶ Air-cooled-230V
  - Minimum circuit ampacity: 6.6 amps
  - Maximum fuse size: 15 Amps
- ▶ Water-cooled-115V
  - Minimum circuit ampacity: 11.0 amps
  - Maximum fuse size: 15 amps

### FEATURES

- ▶ Sanitation
    - Hinged front door and removable components (water trough, tube, curtain, probe, pump) allow easy interior access and cleaning.
    - Select parts feature AlphaSan<sup>®</sup> antimicrobial protection.
    - DuraTech<sup>™</sup> exterior provides superior corrosion resistance compared to stainless steel. Innovative clear coat resists finger prints and dirt.
    - Optional LuminIce<sup>®</sup> Growth Inhibitor helps control bacteria and yeast, with status indicator on display.
  - ▶ Sustainability & Value
    - R290 offers low global warming potential and zero ozone depletion.
    - Energy-efficient models (see EnergyStar.gov)
    - Icon-based easyTouch<sup>®</sup> display simplifies operation.
    - Acoustical probe and Active Sense help ensure consistent ice production.
    - 24-hour diagnostics support preventative maintenance.
    - Designed with programmable ice production to take advantage of off-peak rates and/or shut off over night to lower lifetime costs.\*
    - Connect via Bluetooth for quick setup and instant machine information.
- \*Based on manufacturer assumptions without independent testing. Results may vary by settings and conditions.

### ACCESSORIES

- ▶ LuminIce<sup>®</sup> II virus and bacteria inhibitor helps control viruses and bacteria in the ice machine.
- ▶ iAuCS<sup>®</sup> schedules and performs routine ice machine descaling or sanitizing automatically.
- ▶ Arctic Pure<sup>®</sup> Pro water filters reduce sediments and chlorine contaminants down to 0.5 microns. For optimal performance, use the Arctic Pure prefilter in combination with the Arctic Pure primary filter.



LuminIce II



iAuCS



Arctic Pure Water Filters

# iP0500

## Manitowoc Ice Cube Machine

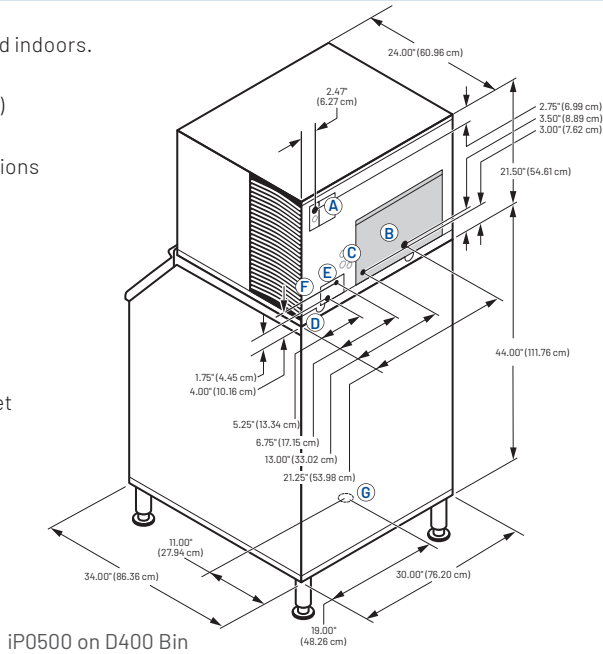
IDP0500A | IYP0500A | IRP0500A | IDP0500W | IYP0500W | IRP0500W

### INSTALLATION

Ice machine must be installed indoors.

Required clearance for  
 - top and sides: 16" (40.64 cm)  
 - back: 5" (12.7 cm)

- A** Electrical Entrance (2) Options
- B** 3/8" (0.95 cm) F.P.T. Water Condenser Inlet (water-cooled units)
- C** 1/2" (1.27 cm) F.P.T. Water Condenser Outlet (water-cooled units)
- D** 1/2" (1.27 cm) Auxiliary Base Drain Socket
- E** 3/8" (0.95 cm) F.P.T. Ice Making Water Inlet
- F** 1/2" (1.27 cm) F.P.T. Ice Making Water Drain
- G** 3/4" (1.91 cm) Bin Drain



iP0500 on D400 Bin

### SPACE-SAVING DESIGN



	iP0500 D400	iP0500 D570
Height	59.50" 151.13 cm	71.5" 181.61 cm
Width	30.0" 76.2 cm	30.0" 76.2 cm
Depth	34.0" 86.36 cm	34.0" 86.36 cm
Bin Storage	365 lbs 165 kgs	532 lbs 241 kgs

Height includes adjustable bin legs 6.00" to 8.00", (15.24 to 20.32 cm) set at 6.00" (15.24 cm).

Bin capacity is based on 90% of the volume x 33 lbs/ft<sup>3</sup> average density of ice. Ice machine and bin sold separately.

### SPECIFICATIONS

	Model	Ice Shape	Shipping Weight	Ice Production 24 Hours		Power Usage kWh per 100 lbs of ice	Ice Machine Potable water usage per 100 lbs ice	Condenser water usage per 100 lbs ice
				70° Air/50°F Water 21° Air/10°C Water	90° Air/70°F Water 32° Air/21°C Water			
Air Cooled	IDP0500A	Dice	149 lbs (67.59 kgs)	515 lbs (233.6 kgs)	421 lbs (190.9 kgs)	5.49 ★	14.6 gal (55.27 L)	N/A
	IYP0500A	Half-Dice	154 lbs (69.85 kgs)	516 lbs (234 kgs)	444 lbs (201.4 kgs)	5.12 ★	14.3 gal (54.13 L)	N/A
	IRP0500A	Regular	154 lbs (69.85 kgs)	509 lbs (230.8 kgs)	411 lbs (186.4 kgs)	5.52 ★	14.4 gal (54.51)	N/A
Water Cooled	IDP0500W	Dice	154 lbs (69.85 kgs)	496 lbs (224.9 kgs)	397 lbs (180 kgs)	4.85	13.9 gal (52.62 L)	135 gal (511 L)
	IYP0500W	Half-Dice	148 lbs (67.13 kgs)	509 lbs (230.8 kgs)	455 lbs (206.4 kgs)	4.32	14.2 gal (53.75)	135 gal (511 L)
	IRP0500W	Regular	154 lbs (69.85 kgs)	484 lbs (219.5 kgs)	374 lbs (169.6 kgs)	4.99	14.4 gal (54.51)	135 gal (511 L)

R290 is a refrigerant grade propane which is naturally occurring with no ozone depletion potential and extremely low global warming potential.

★ Energy Star Model

#### Limited Commercial Warranty

**Ice Maker** Three (3) years parts and labor

**Evaporator** Five (5) years parts and labor

**Compressor** Five (5) years parts, three (3) years labor



2110 South 26th Street | Manitowoc, WI 54220 | United States  
 +1.920.682.0161 | 920.683.7589 Fax | manitowocice.com

All indicated Pentair trademarks and logos are property of Pentair. Third party registered and unregistered trademarks and logos are the property of their respective owners. ©2025 Pentair. All rights reserved.





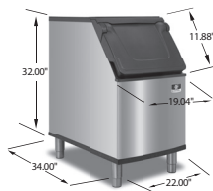
# Ice Storage Bins

## Model

- D320  
  D400  
  D420  
  D570  
  D970

### D Bins

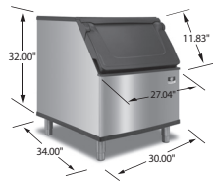
.75" (1.90 cm) Bin drain




D320  
264 lbs. (120 kgs)



D570  
532 lbs. (241 kgs)



D400  
365 lbs. (166 kgs)



D970  
882 lbs (400 kgs)



D420  
383 lbs. (174 kgs)



Ergonomic NSF approved sanitary ice scoop included

### D Bin Features

**New Sanitary Scoop** Ergonomic NSF approved sanitary ice scoop included with each bin. Built-in knuckle and thumb guard. Unique molded retaining lip allows maximum scooping every time. Per scoop capacity approximately 5.3/ lbs (2.4 kg)

**Scoop Holder options** New built-in scoop holder, keeps the ice scoop handle above the ice, or purchases the optional NSF approved External Scoop Holder Kit # K00461.

**New Door design** Clever built in side grips allow you to lift the bin door from anywhere you are standing (left, right or center) even when you have just one hand free.

### Foamed Insulated Door

Insulates the ice bin, reduces sweat on the door, helps keep ice lasting longer.

**Stay up door** Unique cammed bin door self-latch keeps the door in the open position and keeps the employee safe when scooping ice.

**Ergonomic Door design** Door is angled 53 degrees to allow for easier access to the ice in the bin especially when scooping from the bottom.

**Duratech Metal Finish** Manitowoc exterior material has better corrosion resistance than stainless steel, is smudge resistant and easy to keep clean.

**New Bin liner** Polyurethane Artic Blue bin liner accentuates the crisp clear ice from a Manitowoc Ice Machine.

### Warranty

Bin & Accessories: 3 Year Parts & Labor.

D Bin Model	D-Bin Capacities				D-Bin Dimensions					
	*Application Capacity		**2018 AHRI Capacity		Height		Width		Depth	
	lbs.	kgs	Cu. ft	Cu. M	in.	cm	in.	cm	in.	cm
D320	264	119.90	8.9	0.25	38	96.5	22	55.9	34	86.4
D420	383	173.79	12.9	0.37	50	127	22	55.9	34	86.4
D400	365	165.70	12.3	0.35	38	96.5	30	76.2	34	86.4
D570	532	241.14	17.9	0.51	50	127	30	76.2	34	86.4
D970	882	400.11	29.7	0.84	50	127	48	121.9	34	86.4

\*Application Capacity based on 90% of the total volume x 33 lbs/ ft<sup>3</sup> average density of ice. Ice must be managed

\*\*2018 AHRI certified measurement for bin capacity

Above bin heights include leg height of 6" / 15.24 cm  
 All bins include a sanitary plastic scoop and one set of adjustable legs chrome legs (6-7.75in/15.24-20.32cm).  
 External Scoop holder order separately Kit # K00461  
 Metal Scoop order separately Kit # K00463



Manitowoc Ice reserves the right to make changes to the design or specifications without prior notice.

## D Bins

Indigo Ice Machines Series												
Machine			iT420	iT620	iT0300	iT450	iT0500 &iF0500N	iF0600N, iF0600C, iT0750	iF0900N, iT0900, iF0900C	iT1200, iT1200C	iF1400C, iF1800C	iT1500, iT1900
Machine Capacity @90/70 F			375	465	240	378	440	555, 530	710, 714	950, 1000	1200 1470 1600	1360, 1455
Bins	Bin Cap	Width	22"	22"	30"	30"	30"	30"	30"	30"	30"	48"
D320	264	22"	*	*								
D420	383	22"	*	*								
D400	365	30"	K00472	K00472	*	*	*	*	NR	NR	NR	
D570	532	30"	K00472	K00472	*	*	*	*	*	*	NR	
D970	882	48"	NR	NR	NR	K00470	K00470	K00470	K00470	K00470	K00471 + K00470	*

Manitowoc Flaker and Nugget Machines											
Machine			RNP0320	RFP0320	RNP0620	RFP0620	RNF1020	RFF1220C	RNF1100	RFF1300 & RNF2000C	RFF2200C
Machine cap			251	286	451	540	825	958	825	874	1702
Bins	Bin cap	Width	22"	22"	22"	22"	22"	22"	30"	30"	36.7"
D320	264	22"	*	*	NR	NR	NR	NR			
D420	383	22"	*	*	*	*	NR	NR			
D400	365	30"	K00472	K00472	K00472	K00472	NR	NR	NR	NR	
D570	532	30"	NR	K00472	K00472	K00472	NR	NR	*	*	
D970	882	48"	NR	NR	K00473	K00473	K00473 if 2 used.	K00473 if 2 used.	K00470	K00470	K00470

An optional adapter is required when putting a narrower ice machine on a wider bin.

\* No adapter is needed

NR= Not Recommend. Bin too small or too large for application.

Putting a wider machine on narrower bin is not an option.

Machines side by side must be water cooled, remote, or use a top air discharge for self-contained air cooled.

Application Bin Capacity shown in lbs using the AHRI rating based on 90% of total volume x 33 lbs/ft<sup>3</sup> average density of ice.

Machine capacity shown in lbs/24hrs using the AHRI rating base at 90F ambient, 70F water temperature

## Ice Storage Bins

### Available Accessories See price book for replacement: scoops, legs, specialty legs and casters

#### K00146 Convenient Ice Bagger

Includes bagger, D-bin adapter, and 250 bags and ties (Not for D320 or D400) Order K00068 replacement bags



#### K00461 External Scoop Holder

NSF approved. Can be mounted on the left or right side of bins, horizontally or vertically or on a wall.



#### K00463 Metal Scoop

Indestructible NFS approved aluminum alloy with sanitary knuckle and thumb guard. Works with K00461 external scoop holder or hangs inside the D-Bin series. Limited life time guarantee.



#### K00462 Secure Fastening Kit

Securely fast the Indigo NXT ice machine head to the pre-drilled inserts on the back of the D-bin series. Stainless steel flanged feet attach to bin and can be screwed to the floor



Manitowoc Ice reserves the right to make changes to the design or specifications without prior notice.