



Model: _____ Item #: _____ Date: _____

Project: _____ Qty: _____ Approved By: _____

Drainboard Corner Fillers

Royal Series Underbar

Standard Features

- Designed to mount between two adjacent underbar units for bars that have inside or outside turns
- Can be mounted to adjacent stable surfaces
- Removable stainless perforated top with hemmed edges and welded corners

Optional Accessories

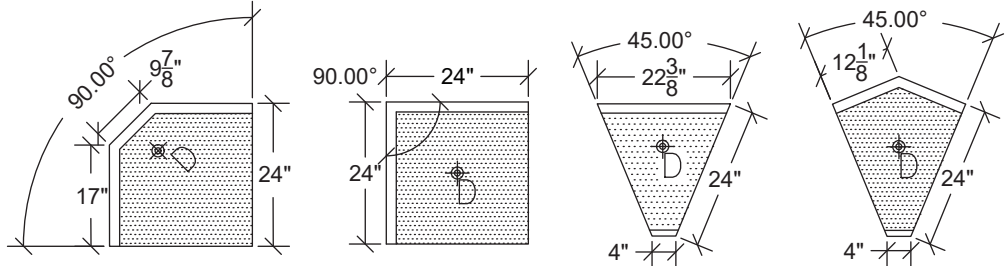

Model	Description
KR-204	3-1/2" Round Cutout
KR-702	Leg and Side Support
KR-704	Cutout with Chase (specify location)

Specifications

- 20 gauge embossed stainless steel reinforced with welded braces every 6"
 - 3/4" radius on all vertical and horizontal edges
 - Includes perforated insert
- Drainboard**
- Front Apron: 20 gauge stainless steel
 - Top: 20 gauge stainless steel
 - Backsplash: 20 gauge stainless steel clad over 20 gauge galvanized steel
- Material**
- 1" IPS Drain Connection
- Plumbing**

Rear Corner Drainboards

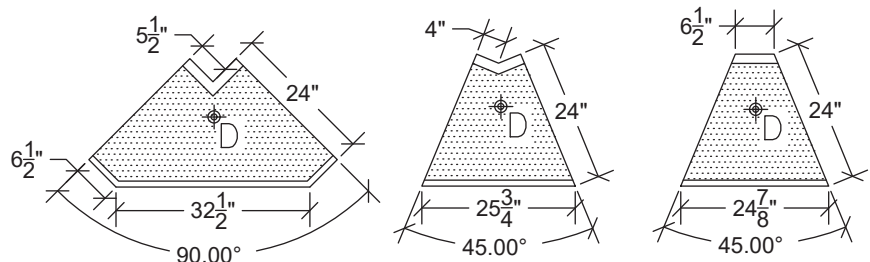

Model	Description	Wgt. (lbs.)
KR24-DR90	90° Straight Corner	65
KR24-DRC90	90° Full Corner	65
KR24-DR45	45° Straight Corner	55
KR24-DRC45	45° Angled Corner	55



NOTE
Royal Drainboard Fillers are built to order and cannot be returned.

Front Corner Drainboards

Model	Description	Wgt. (lbs.)
KR24-DFC90	90° Full Corner	65
KR24-DF45	45° Straight Corner	55
KR24-DFC45	45° Angled Corner	55



NOTE
Royal Drainboard Fillers are built to order and cannot be returned.

