



Model: **DX-202** Item #: _____ Date: _____
Project: _____ Qty: _____ Approved By: _____

Single Hole Deck Mount Pre-Rinse

DIAMOND
series



Description

- Single Hole Deck Mount Pre Rinse, Ultra-Polish Satin Finish, 1.15 GPM Dual Spray Head Valve and 1.8 GPM Female Aerator Installed on Spout

Standard Features

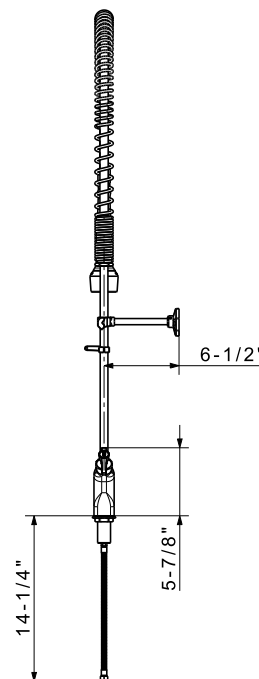
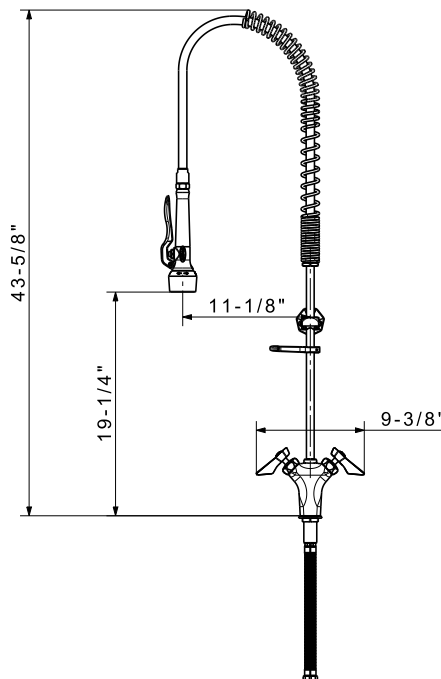
- 1/4 turn stainless steel high performance ceramic cartridge valves with built-in check valves
- Dual Spray Technology, 1.15 GPM Knife & Cyclone Options
- Lever Handles
- Adjustable Wall Bracket & mounting kit included
- E-Z install flexible water line kit included
- Lifetime Warranty

Specifications

Water Inlet	1/2" NPT Female
Temp. Range	40°F - 180°F
Pressure	20-120 PSI
Spray Head Flow Rate	1.15 GPM
Faucet Flow Rate	1.8 GPM
Body Material	Solid Brass with Ultra-Polish Satin Finish
Weight	18 lbs.
Dimensions	35" High 15" Overhang

Product Compliance

- ASME A112.18.1/CSA B125.1
- NSF-61
- NSF/ANSI 372
- Meets ANSI A117.1 (ADA)



WARNING: Plumbing connections should be made by qualified personnel who will observe all applicable plumbing, sanitary and safety codes.
California Proposition 65 Warning

Krowne Metal Corporation • 100 Haul Rd. Wayne, NJ 07470 • P: (800) 631-0442 • customerservice@krowne.com • krowne.com

Due to our commitment to continued product improvement, specifications are subject to change without notice.

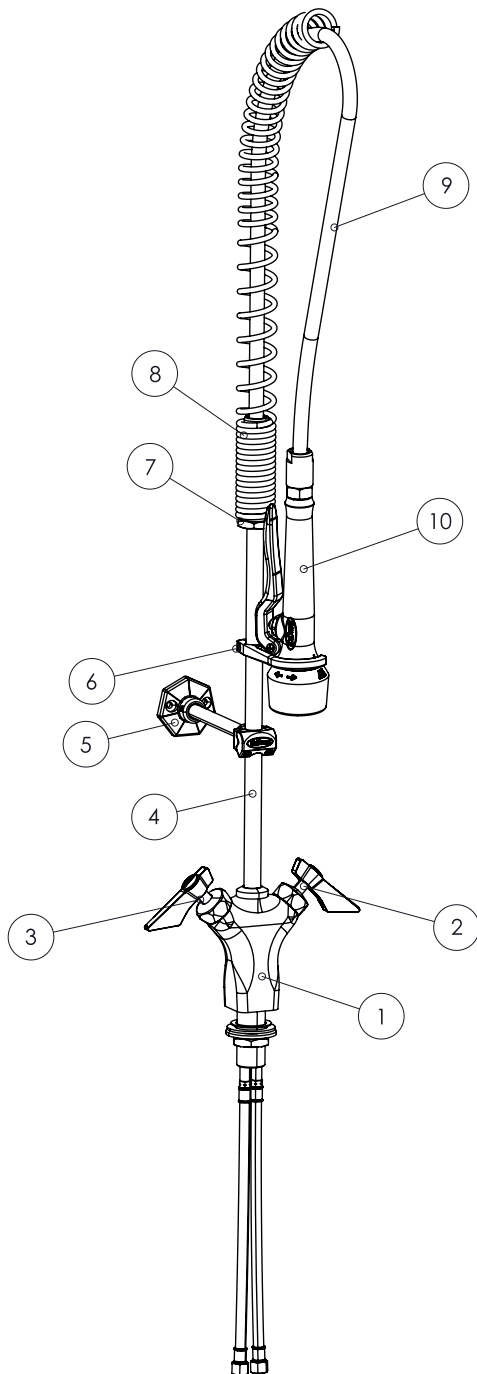
Rev. 6/2022 • No. DX-202



Model: **DX-202** Item #: _____ Date: _____
Project: _____ Qty: _____ Approved By: _____

Single Hole Deck Mount Pre-Rinse

DIAMOND
series



Replacement Parts

No.	Model	Desc.
1	DX-201	Single Hole Pre-Rinse Base
2	DX-708	Cold 1/4 Turn Ceramic Cartridge Valve
3	DX-709	Hot 1/4 Turn Ceramic Cartridge Valve
4	DX-160-24	24" Riser Pipe
5	DX-137	Wall Bracket
6	DX-165	Hook/Screw Assembly
7	DX-161	Spring Retainer
8	DX-162	24" Spring
9	DX-133	44" Pre-Rinse Hose
10	DX-129	Spray Head (1.15 GPM)

Spray Head Repair Parts

Model	Desc.
DX-166	Repair Kit for Spray Head (Shower Pattern)
DX-171	Spray Head Handle
DX-179	Repair Kit for Spray Head (Knife Pattern)
DX-322	Button Valve

WARNING: Plumbing connections should be made by qualified personnel who will observe all applicable plumbing, sanitary and safety codes.
California Proposition 65 Warning

Krowne Metal Corporation • 100 Haul Rd. Wayne, NJ 07470 • P: (800) 631-0442 • customerservice@krowne.com • krowne.com

Due to our commitment to continued product improvement, specifications are subject to change without notice.

Rev. 6/2022 • No. DX-202