

Howard - McCray

34N SERIES DOUBLE DUTY FISH & POULTRY



MODEL NO.	DESCRIPTION	LENGTH	DEPTH	HEIGHT	VOLTAGE	AMPS	HP/BTUS	POWER CORD	EST. SHIP WEIGHT
SC-CFS34N-4-LED	Self Contained	48"	36.25"***	55"	115	12.0	1/4	5-15P	530
SC-CFS34N-6-LED	Self Contained	72"	34.25"	55"	115	12.0	1/3	5-15P	741
SC-CFS34N-8-LED	Self Contained	96"	34.25"	55"	115	16.0	1/2	5-20P	897
SC-CFS34N-10-LED	Self Contained	120"	34.25"	55"	115	9.9	1/2	NO	1150
SC-CFS34N-12-LED	Self Contained	144"	34.25"	55"	115	13.8	3/4	NO	1414
R-CFS34N-4-LED	Remote	48"	34.25"	55"	115	0.8	820	NO	497
R-CFS34N-6-LED	Remote	72"	34.25"	55"	115	1.3	1230	NO	693
R-CFS34N-8-LED	Remote	96"	34.25"	55"	115	1.6	1640	NO	832
R-CFS34N-10-LED	Remote	120"	34.25"	55"	115	2.4	2050	NO	1089
R-CFS34N-12-LED	Remote	144"	34.25"	55"	115	2.4	2460	NO	1359

MODEL NUMBER PREFIX - SC = Self Contained R = Remote
 MODEL NUMBER SUFFIX - W = White B = Black S = Stainless Steel LED = LED lighting
 • Cases are designed to operate at 75 degrees Fahrenheit and 55% relative humidity
 • Cases are equipped with drains; check your local building codes for connection requirements.
 • Specification subject to change without notice
 IF COLORS ARE MIXED AN ADDITIONAL CHARGE WILL APPLY



34N SERIES DOUBLE DUTY FISH & POULTRY**STANDARD SPECIFICATIONS AND OPTIONAL FEATURES****CONSTRUCTION**

- UL Classified to ANSI/NSF 7
- Foamed in place CFC free foam
- Thermal insulated front glass 28" H
- Heavy gauge steel super structure
- Bottom storage
- Drain is included for cleaning

INTERIOR

- White, black or stainless steel ends
- White aluminum floor (bottom storage area)
- Air insulated baffle (prevents moisture from dripping into display area))
- Stainless steel individual ice pan

EXTERIOR

- Double pane rear removable doors
- Rear compression door jamb
- Removable front grille allows for cleaning
- Removable rear grille for easy servicing
- GFI protected outlet mounted rear
- Removable rear top glass doors
- Removable rear bottom doors
- Rear exterior mounted switch
- Rear mounted electronic control (thermostat)
- 1" Front Bumper

FINISHES

- Thermal formed doors and door tracks
- White, black or stainless steel front and ends
- Stainless steel mirror trim
- Stainless steel heavy gauge top - 23.3" W
- Bottom rear is designer white, black or stainless steel aluminum

IMPORTANT NOTE:

ALL REFRIGERATED CASES ARE DESIGNED TO OPERATE IN AN ENVIRONMENT OF 75 DEGREES AND 55% RELATIVE HUMIDITY.

PRODUCT MUST BE COOLED BEFORE BEING DISPLAYED WITHIN THE CASE.

DRAIN IS REQUIRED

LIGHTING

- 2 rows of lighting at top of unit

ELECTRICAL REQUIREMENTS

- 115V 4', 6' & 8' with power cord
- UL/CUL listed
- 115V-5AMP general purpose receptacle (wired separately) 10' & 12' only

REFRIGERATION

- Copevap system (eliminates need for condensate pan)
- Gravity coil located at inside top of unit
- Automatic defrost electronically controlled (Self-contained units only)
- Electronically control maintains constant temperatures
- Remotes available

OPTIONS

- Scale stand 8'
- Paper cutter 8'
- Stainless steel, laminate, or paint
- Mirrored doors
- Extra stainless steel mezzanine shelf
- Drop work shelf
- 1" Special color front bumper
- Door locks
- Digital thermometer
- Coated coils
- Lit shelves up to two (2) rows

34N SERIES DOUBLE DUTY FISH & POULTRY

STANDARD SPECIFICATIONS AND OPTIONAL FEATURES

Model No.	SC R	SC-CFS34N-4-LED R-CFS34N-4-LED	SC-CFS34N-6-LED R-CFS34N-6-LED	SC-CFS34N-8-LED R-CFS34N-8-LED	SC-CFS34N-10-LED R-CFS34N-10-LED	SC-CFS34N-12-LED R-CFS34N-12-LED
Length		48"	72"	96"	120"	144"
Height		55"	55"	55"	55"	55"
Depth		34.25"	34.25"	34.25"	34.25"	34.25"
Depth with bottom door (Dimensions are +/- 1/4")	SC	35.75"	34.25"	34.25"	34.25"	34.25"
Operating temperature		38°F to 40°F	38°F to 40°F	38°F to 40°F	38°F to 40°F	38°F to 40°F
Compressor size HP	SC	1/4	1/4	1/3	1/3	1/2
Defrost per day (24 hours)		Electronic controlled 1 per day	Electronic controlled 1 per day	Electronic controlled 1 per day	Electronic controlled 1 per day	Electronic controlled 1 per day
BTU's at +20°F Evap. Temp.	R	820	1230	1640	2050	2460
Voltage		115	115	115	115	115
Amperage unit only		12.0	12.0	16.0	13.8	17.4
Cord and plug		Yes	Yes	Yes	No	No
Exterior color		White/Black	White/Black	White/Black	White/Black	White/Black
Interior color		White	White	White	White	White
Inside end panels		White	White	White	White	White
Floors		White	White	White	White	White
# of top doors		2	2	4	4	4
Door size		23.56"x 18.56"	23.56"x 29.3"	23.56"x 19.56"	23.56"x 29.3"	23.56"x 19.56"
# of bottom doors	SC	1 external	2 sliding	2 sliding	2 sliding	2 sliding
Bottom door size		14"x 18.56"	14"x 19.56"	14"x 29.3"	14"x 29.3"	14"x 29.3"
# of coils		1	1	1	1	1
Bottom storage		Yes	Yes	Yes	Yes	Yes
Front glass		28" x 43.0"	28"x 67.0"	28" x 91.0"	28"x 115"	28"x 139"
Stainless steel ice pan		1	1	1	1	1
Floor Racks		(2) 23.625"x22"	(3) 23.625"x22"	(4) 23.625"x22"	(5) 23.625"x22"	(6) 23.625"x22"
Cubic capacity		25.3	40.0	59.9	71.8	87.8
Mezzanine shelf		43.25" x 12.00" (Optional)	66.50" x 12.00" (Optional)	(2) 45.875" x 12.00" (Optional)	(2) 57.25" x 12.00" (Optional)	(2) 69.25" x 12.00" (Optional)
Shipping Info						
Height		63"	63"	63"	63"	63 1/2"
Depth		44"	44"	44"	44"	44"
Length		61"	87"	109"	133"	157"
Gross weight SC/R		530/497	741/693	897/832	1150/1089	1414/1359

IMPORTANT NOTE:

ALL REFRIGERATED CASES ARE DESIGNED TO OPERATE IN AN ENVIRONMENT OF 75 DEGREES AND 55% RELATIVE HUMIDITY.

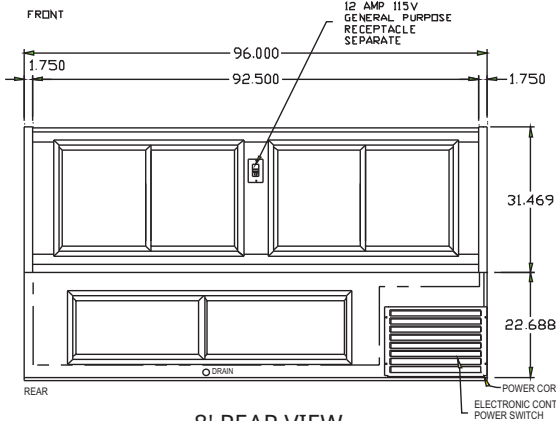
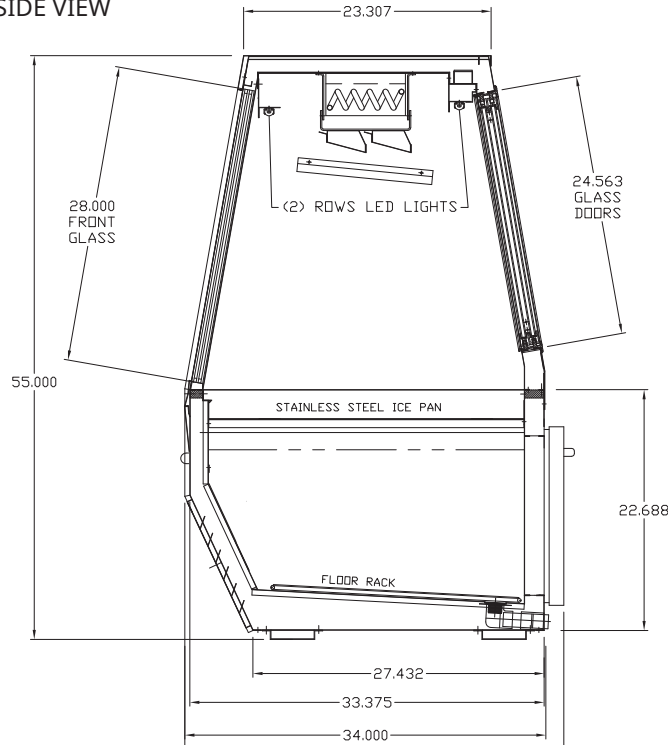
PRODUCT MUST BE COOLED BEFORE BEING DISPLAYED WITHIN THE CASE.

DRAIN IS REQUIRED

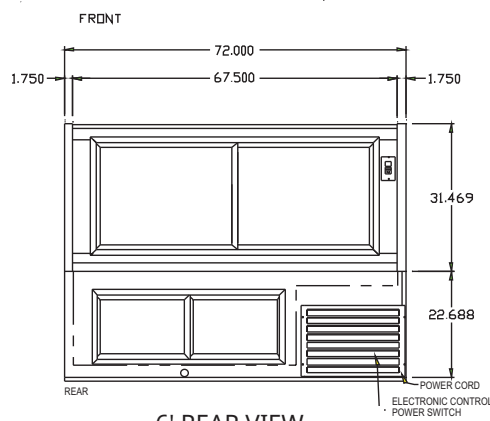
34N SERIES DOUBLE DUTY FISH & POULTRY

DRAWINGS • SIDE VIEW • PLAN VIEW

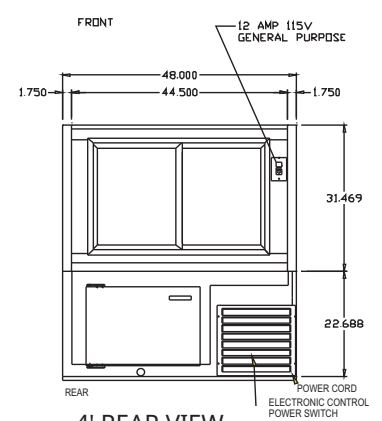
SIDE VIEW



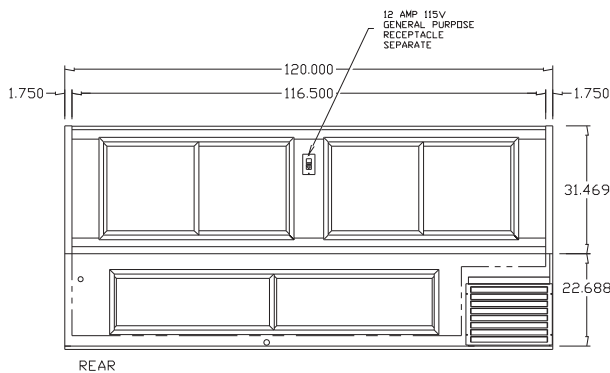
8' REAR VIEW



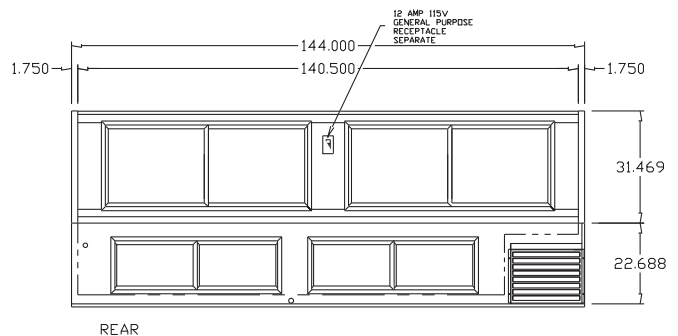
6' REAR VIEW



4' REAR VIEW



10' REAR VIEW



12' REAR VIEW