



# MRX1000E

## MRX SERIES PHARMACY NARCOTICS SAFES



### SAFE SPECIFICATIONS

EXTERIOR [HWD]	INTERIOR [HWD]	INTERIOR [CU.FT.]	SHELVING [NO.]	WEIGHT
60" x 32" x 16"	59 3/4" x 31 3/4" x 12 1/2"	18	7	325 lbs

### SAFE FEATURES

#### BODY & DOOR

- All steel construction
- Body constructed of 11 gauge (3.18 mm) steel; welded welded construction
- Recessed door constructed of 11 gauge (3.18 mm) steel
- Seven 3/4" diameter solid steel bolts
- 6 heavy-duty tamper-proof hinges
- Safe detent keeps bolts in unlocked position while door is open

#### LOCK

- SecuRam® Electronic Lock
- Lock protected by a drill resistant hard plate & punch-activated relocking system
- Battery operated electronic lock



- Spring loaded relocker
- 10 pre-drilled anchor holes [4 on Bottom; 6 on Back]
- Chip resistant Powder Coating
- Adjustable shelving system
- 7 shelves
- Preped for alarm door contact

**MESA**  
SAFE COMPANY

BETTER MESA SAFE THAN SORRY!™

# MRX2000E

## MRX SERIES PHARMACY NARCOTICS SAFES



### SAFE SPECIFICATIONS

EXTERIOR [HWD]	INTERIOR [HWD]	INTERIOR [CU.FT.]	SHELVING [NO.]	WEIGHT
60" x 14" x 10 3/4"	59 3/4" x 13 3/4" x 10 1/2"	7	7	178 lbs

### SAFE FEATURES

#### BODY & DOOR

- All steel construction
- Body constructed of 11 gauge (3.18 mm) steel; welded construction
- Recessed door constructed of 11 gauge (3.18 mm) steel
- Five 3/4" diameter solid steel bolts
- 3 heavy-duty tamper-proof hinges
- Safe detent keeps bolts in unlocked position while door is open

#### LOCK

- SecuRam® Electronic Lock
- Lock protected by a drill resistant hard plate & punch-activated relocking system
- Battery operated electronic lock



- Spring loaded relocker
- 8 pre-drilled anchor holes [2 on Top; 2 in Center; 4 on Bottom]
- Chip resistant Powder Coating; White
- Adjustable shelving system
- 7 shelves
- One 1/2" pre-drilled alarm hole on top [Back, Right corner]

**MESA**  
SAFE COMPANY

BETTER MESA SAFE THAN SORRY!™

# MRX3000E

## MRX SERIES PHARMACY NARCOTICS SAFES



### SAFE SPECIFICATIONS

EXTERIOR [HWD]	INTERIOR [HWD]	INTERIOR [CU.FT.]	SHELVING [NO.]	WEIGHT
39" x 18" x 16"	38 3/4" x 17 3/4" x 15 3/4"	5	5	167 lbs

### SAFE FEATURES

#### BODY & DOOR

- Windows made of thick 1" thick Lexam® 9034 sheet
- Body constructed of 11 gauge (3.18 mm) steel; welded welded construction
- Recessed door constructed of 4 gauge (5.95 mm) steel
- Seven 3/4" diameter chrome-plated solid steel locking bolts [5 center; 1 on Top; 1 on Bottom / Anchor kit included]
- 2 heavy-duty tamper-proof hinges
- Full length heavy-duty deadbar for added security
- 5 heavy-duty adjustable shelves
- 8 pre-drilled anchor holes [4 on Top; 4 on Bottom / Anchor kit included]
- Chip resistant Powder Coating; White

#### LOCK

- Equipped with a LeGault® CS401 Cylinder Knob Lock
- Lock set with 3/4" Medeco Key Cylinder Knob
- Each pair of safes will be keyed-alike [7 keys included]

WHITE

**MESA**  
SAFE COMPANY

BETTER MESA SAFE THAN SORRY!™