

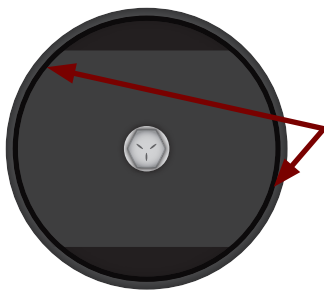
255 Welter Drive  
Monticello, IA 52310



P: 877.465.4344  
F: 877.465.4042  
www.oakstreetmfg.com


## BLACK STAMPED STEEL CROSS BASES

TUBE BOTTOM (BOTTOM)



Welded anchor plate at bottom of tube.  
Anchor plate also has a welded nut on back of anchor plate.

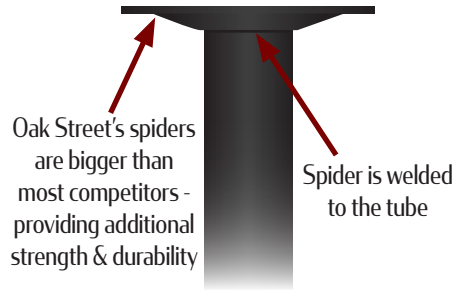
TUBE BOTTOM (SIDE)



Oak Street uses a short bolt to screw into the welded anchor plate. This is a much improved method than the competitors, which use a long rod that will torque & stretch when force is applied - making it permanently loose.

Our bolt also has both a lock washer & a flat washer. The flat washer keeps the lock washer from catching on the anchor plate, preventing the bolt from becoming loose.

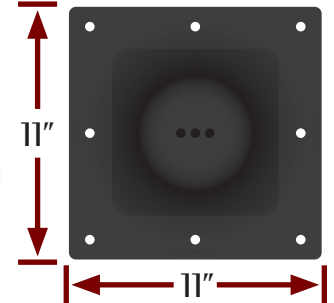
SPIDER / TUBE TOP (SIDE)



Oak Street's spiders are bigger than most competitors - providing additional strength & durability

Spider is welded to the tube

SPIDER (TOP)



BASE (TOP)



Stamped Steel base - most competitors use cast iron bases, which is a soft & brittle metal.

BASE (BOTTOM)



Welded glide tabs with hollow back - not possible with cast iron bases - drastically reduce the chances of having a bad tab for glides.

BASE SIZE	PART #	WEIGHT	LOCATION
22" x 22"	SSB22	13 lbs	IA, NC, CA
22" x 30"	SSB2230	17 lbs	IA, NC, CA
30" x 30"	SSB30	18 lbs	IA, NC, CA
36" x 36"	SSB36	21 lbs	IA, NC, CA
40" x 40"	SSB40	23 lbs	IA
5" x 22"	SSB522	8 lbs	IA, NC, CA
5" x 30"	SSB530	10 lbs	IA, NC, CA

- Constructed of Black Stamped Steel for unparalleled strength & stability - will not fracture under heavier weights like cast iron bases
- Easy two-piece construction for quick assembly
- Includes non-marring adjustable levelers
- Spider attaches to tabletop with (8) 3/4" - #10 screws
- Recommended to use one size larger base for bar height applications
- Compatible with 3" or 4" standard height or bar height tubes

## SUGGESTED STANDARD HEIGHT BASE APPLICATIONS

SQUARE TOPS	RECTANGULAR 24" TOPS	RECTANGULAR 30" TOPS	RECTANGULAR 36 - 42" TOPS	ROUND TOPS
24" x 24" : <b>B22</b>	24" x 24" : <b>B22</b>	30" x 36" : <b>B2230</b>	36" or 42" x 48" : <b>B2230</b>	30" Round : <b>B22</b>
30" x 30" : <b>B22</b>	24" x 36" : <b>B2230</b>	30" x 48" : <b>B2230</b>	36" or 42" x 60" : <b>(2) B522</b>	36" Round : <b>B30</b>
36" x 36" : <b>B30</b>	24" x 48" : <b>B2230</b>	30" x 60" : <b>(2) B522</b>	36" or 42" x 72" : <b>(2) B522</b>	42" Round : <b>B36</b>
42" x 42" : <b>B36</b>	24" x 60" : <b>(2) B522</b>	30" x 72" : <b>(2) B522</b>	36" or 42" x 96" : <b>(2) B522</b>	48" Round : <b>B40</b>
48" x 48" : <b>B40</b>	24" x 72" : <b>(2) B522</b>	30" x 96" : <b>(2) B522</b>		54" - 72" Round : <b>B40</b> or <b>(3) B522</b>