



CORRELL[®]

American made since 1969

PRODUCT CATALOG

TABLE OF CONTENTS

FOLDING TABLES, CHAIRS & TRUCKS	p.2-19
FLIP-TOP TABLES	p.20-21
UTILITY, LAB & LIBRARY TABLES	p.22-23
TRAINING TABLES	p.24-29
EDUCATION/CLASSROOM TABLES	p.30-37
CAFÉ & BREAKROOM TABLES	p.38-40



QUICK-SHIP PROGRAM: All Quick-Ship products are normally in stock and will be shipped within one to three business days from receipt of order. Most orders ship within one business day. Quick-Ship quantities are limited to 12 per SKU. Higher quantities of some items may be available depending on the product and the season. We may be able to expedite an order; contact customer service for options. All Quick-Ship orders must specify “Quick-Ship” or “QSP”; otherwise normal lead time will apply.



CUSTOM BUILT-TO-ORDER: Custom BTO products are not usually in stock and are custom built to the customer’s specifications. Items listed as BTO usually ship within three to five business days from receipt of order. Shipment within three to five business days is not guaranteed due to the variety of order combinations available, order sizes, carrier pick-up schedules, and seasonal variations in lead time.




STANDARD LEAD TIME: All other standard color combinations will usually ship within five to 10 business days from receipt of order. For special order colors or custom features, contact Customer Service.



R-Series Table Features:

- For lightweight, easy-handling, heavy duty commercial use, where top may be exposed to food, crayons, markers, paints, chemicals, and other stains.
- Lightweight, waterproof, and virtually indestructible with a one piece plastic top
- Top color fully permeates the plastic and will not wear off
- Mar-proof plastic foot caps and automatic lock-open mechanism on all tables
- Strong steel “ladder” frame
- 30”x60”, 30”x72”, 30”x96” and 60” round tables use 1-¼” skirt clips, other sizes require “stick-on” Velcro tape or spots

NOTE: Short adjustable height leg, 17” to 27”. To order, add -S to the model number (R2448-23-S).



HEAVY DUTY COMMERCIAL PLASTIC FOLDING TABLES — R-Series



ADJUSTABLE HEIGHT, 22" TO 32" IN 1" INCREMENTS*



MODEL	SIZE	PACK	CUBE	SHIP WEIGHT
RA2448	24 X 48	1	2.15	32
RA3060	30 X 60	1	3.40	39
RA3072	30 X 72	1	4.00	44
RA3096	30 X 96	1	5.25	56



RA2448-25



R60-24



R3072-28

STANDARD 29" FIXED HEIGHT FOLDING TABLES



MODEL	SIZE	PACK	CUBE	SHIP WEIGHT
R1872	18 X 72	1	2.50	34
R2448	24 X 48	1	2.15	30
R3060	30 X 60	1	3.40	37
R3072	30 X 72	1	4.00	42
R3096	30 X 96	1	5.25	54
R60	60 ROUND	1	6.00	63

Heavy Duty, Commercial Injection Molded Chairs

- Injection molded seat & back, 7/8" round tube frame, front & rear double riveted leg stretcher
- Seat is fully supported by steel frame. Nest for stacking
- Same stain resistance as our tables

FOLDING CHAIRS



MODEL	STYLE	PACK	CUBE	SHIP WEIGHT
RC350	INJECTION MOLDED	4	5.00 (PER CTN)	39 (PER CTN)



RC350-23



RC350-24

Correll Heavy Duty Commercial Plastic Folding Table Colors

TOP	RED	BLUE	YELLOW	GREEN	GRAY GRANITE	MOCHA GRANITE
FRAME	BLACK	BLACK	BLACK	BLACK	BLACK	BROWN


* Ships UPS or FedEx Ground, Drop Ship Pack is not required.

Heavy Duty Commercial Plastic Folding Tables & Chairs: Next Day Quick-Ship in Gray and Mocha, 2-3 days for other colors and for short leg on adjustable height tables. QSP is 12 units or less.



RX-Series Table Features:

- Tamper Resistant Folding Tables for use in correctional facilities, offices, schools, and other adverse environments
- One-piece blow molded plastic tops are waterproof, chemical, stain, and impact resistant, more durable than ABS at half the cost
- Legs are welded & riveted, with non-removable foot caps
- Tops are attached to steel ladder frame with tamper-proof screws
- Meets ANSI-BIFMA, California Air Quality (CARB) (CPSIA) Product Safety Standards
- Matching color chairs have injection-molded seats and backs, with steel frames, fold for handling and storage. Note: chairs are not tamper resistant



HEAVY DUTY COMMERCIAL PLASTIC TAMPER RESISTANT FOLDING TABLES



RX-SERIES PLASTIC TAMPER RESISTANT FOLDING TABLES

MODEL	SIZE	PACK	CUBE	SHIP WEIGHT
RX1872	18 X 72 Seminar	1	2.50	34
RX2448	24 X 48	1	2.15	30
RX3060	30 X 60	1	3.40	37
RX3072	30 X 72	1	4.00	42
RX3096	30 X 96	1	5.25	54
RX60R	60 ROUND	1	6.00	63



TABLE & CHAIR TRUCKS

MODEL	STYLE-CAPACITY	PACK	CUBE	SHIP WEIGHT
T3072	Flat Stack, 12-16	1	10.50	58
T3096	Flat Stack, 12-16	1	13.25	62
T6060	Flat Stack, 7 Rnd	1	8.50	59
C84	Hanging, 84 Chairs	1	9.00	88



INJECTION-MOLDED FOLDING CHAIRS (SAME COLORS AS RX-SERIES TABLES, ABOVE)

MODEL	STYLE	PACK	CUBE	SHIP WEIGHT
RC350	INJECTION MOLDED	4	5.00 (PER CTN)	39 (PER CTN)



Correll Heavy Duty Commercial Plastic Tamper Resistant Folding Table Colors

TOP	GRAY GRANITE	MOCHA GRANITE
FRAME	BLACK	BROWN

WARNING: While these tables are designed to be tamper-resistant, they are NOT indestructible, and are not recommended for use in high security, unsupervised, or potentially violent environments. Correll Inc. assumes no liability for use of this product. Chairs and trucks are not tamper-resistant.

* Ships UPS or FedEx Ground, Drop Ship Pack is not required.



CP-Series Table & Chair Features:

- Tables have plastic tops and steel frames
- Chairs have seats and backs, with steel frames
- Plastic top is waterproof, stain and chemical resistant
- Top color fully permeates the plastic and will not wear off
- The Econoline Plastic Fold-in-Half Table folds to only 30" x 36" for easier handling, storage, and transportation, and fits in most car trunks or behind the seat

These durable yet lightweight plastic folding tables are waterproof. The plastic tops are scratch, stain, and chemical resistant. These tables have a variety of uses and are convenient to have on hand for parties, tailgating, picnics, games, and even camping. The CP3072FM table folds in the middle to easily fit in most vehicle trunks or behind the seat and features a convenient carrying handle.

ECONOLINE PLASTIC FOLDING TABLES & CHAIRS — CP-Series

ECONOLINE PLASTIC FOLDING TABLES



MODEL	SIZE	PACK	CUBE	SHIP WEIGHT
CP2448	24 X 48	1	2.15	22
CP3060	30 X 60	1	3.40	30
CP3072	30 X 72	1	4.00	36
CP3096	30 X 96	1	5.25	49
CP48	48 ROUND	1	4.00	32
CP60	60 ROUND	1	6.00	50
CP72	71 ROUND	1	9.00	68



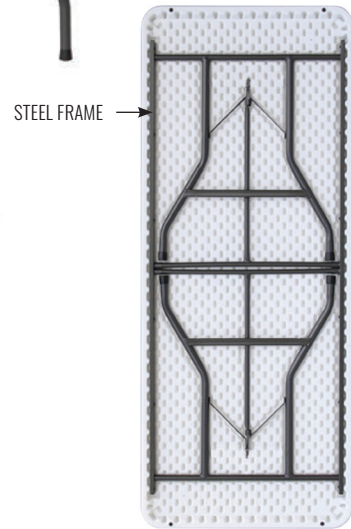
CP3072-33



RC400



CP60-33



STEEL FRAME

ECONOLINE PLASTIC FOLDING CHAIRS



MODEL	STYLE	PACK	CUBE	SHIP WEIGHT
RC400	PLASTIC FOLDING CHAIR	4	5.00 (PER CTN)	36

ECONOLINE PLASTIC FOLD-IN-HALF TABLE



MODEL	SIZE	PACK	CUBE	SHIP WEIGHT
CP3072FM	30 X 72	1	4.00	36




CP3072FM-33 (UNFOLDED)



CP3072FM-33 (FOLDED)

Correll Econoline Plastic Folding Table & Chair Colors

TOP	GRAY GRANITE
FRAME	CHARCOAL



STEEL FRAME

Econoline Plastic Folding Tables: Next Day Quick-Ship, no limit on quantity.



High Pressure 3/4" Top Folding Table Features:

- High-pressure top on 3/4" high density particle board core, with backer sheet
- 1", 18 gauge steel pedestal legs on rectangular tables
- 1 1/8", 14 gauge steel wishbone legs on round tables
- 1 5/8", one-piece steel apron
- Mar-proof plastic foot caps & edge molding
- Automatic lock-open mechanism
- Custom fixed height, 22" to 39" (not available on 18" wide or round tables)
- Short adjustable height leg, 17" to 27", same price, not quick-ship, add -S to model #
- Short leg also available, 17" to 27", same price, not quick-ship, add -S to model #

We can also provide any other, currently available, high pressure laminates. Call factory for prices.

NOTE: Drop Ship Carton required for UPS/FedEx shipments
(Add 3 pounds to ship weight)

COMMERCIAL HIGH-PRESSURE FOLDING TABLES



CF60PX-52



CF1860PX-37



CFA3048PX-35

STANDARD 29" FIXED HEIGHT



MODEL	SIZE	PACK	CUBE	SHIP WEIGHT
CF1848PX	18 X 48	1	1.65	37
CF1860PX	18 X 60	1	2.15	42
CF1872PX	18 X 72	1	2.50	49
CF1896PX	18 X 96	1	3.25	56
CF2448PX	24 X 48	1	2.15	46
CF2460PX	24 X 60	1	2.75	52
CF2472PX	24 X 72	1	3.25	59
CF2496PX	24 X 96	1	4.25	74
CF3048PX	30 X 48	1	2.75	58
CF3060PX	30 X 60	1	3.40	65
CF3072PX	30 X 72	1	4.00	74
CF3096PX	30 X 96	1	5.25	96
CF3672PX	36 X 72	1	4.75	84
CF3696PX	36 X 96	1	6.25	107
CF48PX	48 ROUND	1	6.00	69
CF60PX	60 ROUND	1	9.00	103

ADJUSTABLE HEIGHT, 22" TO 32" IN 1" INCREMENTS*



MODEL	SIZE	PACK	CUBE	SHIP WEIGHT
CFA2448PX	24 X 48	1	2.15	47
CFA2460PX	24 X 60	1	2.75	53
CFA2472PX	24 X 72	1	3.25	60
CFA3048PX	30 X 48	1	2.75	59
CFA3060PX	30 X 60	1	3.40	66
CFA3072PX	30 X 72	1	4.00	75
CFA3096PX	30 X 96	1	5.25	97
CFA3672PX	36 X 72	1	4.75	85
CFA3696PX	36 X 96	1	6.25	108

Correll Commercial High-Pressure Folding Table Colors

TOP	WALNUT	MEDIUM OAK	GRAY GRANITE	BLACK GRANITE	FUSION MAPLE	NEW ENGLAND DRIFTWOOD	COLONIAL HICKORY	SAVANNAH SAND
T-MOLD	BLACK	BLACK	GRAY	BLACK	BROWN	BLACK	BLACK	BLACK
FRAME	BLACK	BLACK	GRAY	BLACK	BROWN	BLACK	BLACK	BLACK
TOP	MONTANA GRANITE	RED	WHITE	BLUE	YELLOW	GREEN		
T-MOLD	BLACK	BLACK	BLACK	BLACK	BLACK	BLACK		
FRAME	BLACK	BLACK	BLACK	BLACK	BLACK	BLACK		

* Ships UPS or Fed Ex Ground, Drop Ship Pack is required. Add 3 lbs to ship weight.
High-Pressure 3/4" Top Folding Tables: Next Day Quick-Ship in Walnut. QSP - 12 units or Less



Standard Table Features:

- Melamine top on 5/8" high density particle board core
- 1", 18 gauge steel pedestal legs on rectangular tables
- 1 1/8", 14 gauge steel wishbone legs on round tables
- 1 5/8", one-piece steel apron
- Mar-proof plastic foot caps & edge molding
- Automatic lock-open mechanism
- Custom fixed height, 22" to 39" (not available on 18" wide or round tables)
- Short adjustable height leg, 17" to 27". Same price, not quick-ship, add -S to model #
- Short leg also available, 17" to 27", same price, not quick-ship, add -S to model #

NOTE: Drop Ship Carton required for UPS/FedEx shipments
(Add 3 pounds to ship weight)

ECONOLINE MELAMINE FOLDING TABLES

ADJUSTABLE HEIGHT, 22" TO 32" IN 1" INCREMENTS



MODEL	SIZE	PACK	CUBE	SHIP WEIGHT
CFA2448M	24 X 48	1	2.15	40
CFA2460M	24 X 60	1	2.75	46
CFA2472M	24 X 72	1	3.25	53
CFA3048M	30 X 48	1	2.75	52
CFA3060M	30 X 60	1	3.40	54
CFA3072M	30 X 72	1	4.00	62
CFA3096M	30 X 96	1	5.25	81
CFA3672M	36 X 72	1	4.75	72
CFA3696M	36 X 96	1	6.25	91



CF3048M-07

STANDARD 29" FIXED HEIGHT



MODEL	SIZE	PACK	CUBE	SHIP WEIGHT
CF1848M	18 X 48	1	1.65	32
CF1860M	18 X 60	1	2.15	37
CF1872M	18 X 72	1	2.50	41
CF1896M	18 X 96	1	3.25	49
CF2448M	24 X 48	1	2.15	39
CF2460M	24 X 60	1	2.75	45
CF2472M	24 X 72	1	3.25	52
CF2496M	24 X 96	1	4.25	65
CF3048M	30 X 48	1	2.75	51
CF3060M	30 X 60	1	3.40	53
CF3072M	30 X 72	1	4.00	61
CF3096M	30 X 96	1	5.25	80
CF3672M	36 X 72	1	4.75	71
CF3696M	36 X 96	1	6.25	90
CF48MR	48 ROUND	1	6.00	60
CF60MR	60 ROUND	1	9.00	86



CF3048M-06



CF3672M-01



CF48MR-15

Correll Econoline Melamine Folding Table Colors

	WALNUT	MEDIUM OAK	GRAY GRANITE	BLACK GRANITE
TOP	WALNUT	MEDIUM OAK	GRAY GRANITE	BLACK GRANITE
T-MOLD	BLACK	BROWN	DOVE GRAY	BLACK
FRAME	BROWN	BROWN	DOVE GRAY	BLACK

NOTE: Drop Ship Carton add 3 lbs to ship weight (required for UPS/FedEx shipments). Custom fixed height, 22" to 39" (not available on 18" wide or round tables).

Econoline Melamine Folding Tables: Next Day Quick-Ship in Walnut only. QSP - 12 units or less.

COUNTER / STANDING HEIGHT FOLDING TABLES — 36" Height



Standard Table Features:

- Heavy-duty plastic table design for tough, commercial use
- 36" height is a comfortable standing height for laundry, office, food prep, shop or mail room
- Waterproof, scratch and stain resistant for years of service

The one-piece R-Series plastic top table is designed for heavy-duty rigorous commercial use. It is waterproof and scratch and stain resistant, making it the perfect choice for food preparation, laundry room, or shop use. The R-Series is resistant to oil, acids, cleaning compounds and chemicals. The color fully permeates the plastic and will not wear off. The heavy-duty R-Series is also available with a permanent anti-microbial treatment for food service use.



Next Day Quick-Ship - 12 Units or Less.

COUNTER / STANDING HEIGHT FOLDING TABLES



MODEL	DESCRIPTION	PACK	CUBE	SHIP WEIGHT
RS3072	BLOW-MOLD, R-SERIES	1	4.00	44
RS3096	BLOW-MOLD, R-SERIES	1	4.00	56

Correll Counter/Standing Height & Anti-Microbial Plastic Folding Table Colors

TOP	GRAY GRANITE
FRAME	BLACK

ANTI-MICROBIAL PLASTIC FOLDING & ACTIVITY TABLES



Standard Table Features:

- Designed for heavy-duty commercial use day in and day out
- Anti-microbial compound is not a coating and will not wear off
- 36" height is a comfortable standing height for laundry, office, food prep, shop or mail room

AVAILABLE MODELS (ALL 30" x 72")

- R3072-AM: 29" Standard Height Folding Table
- RA3072-AM: Adjustable Height Folding Table, Std. 22" to 32," or Short 17" to 27," (specify leg height or 22-32 will ship)
- RS3072-AM: 36" Counter/Standing Height Folding Table
- RX3072-AM: Tamper Resistant, 29" height
- AR3072-AM: Activity Table, Adjustable Height, Std. 19" to 29"

ANTI-MICROBIAL PLASTIC FOLDING & ACTIVITY TABLES



MODEL	DESCRIPTION	PACK	CUBE	SHIP WEIGHT
R3072-AM	29" HT. FOLDING TABLE	1	4.00	42
RA3072-AM	ADJUSTABLE HEIGHT*	1	4.00	44
RS3072-AM	36" COUNTER HT	1	4.00	45
RX3072-AM	TAMPER RESISTANT	1	4.00	42
AR3072-AM	ACTIVITY TABLE	1	4.00	52

*Specify Standard or Short Leg, otherwise, Standard Leg will ship



BTO - Custom Built-to-Order: All tables above in Gray Granite. Normally ships within 3 to 5 business days from receipt of order. BTO - 12 units or less.



Standard Table Features:

- 3/4" thick plywood core, with .080" premium high pressure top and Masonite backer sheet
- Lightest weight wood core table available
- 7/8" total top thickness
- 1" 18 gauge steel pedestal legs on rectangular tables
- 1 1/8" 14 gauge steel wishbone legs on round and oval tables
- Mar-proof plastic foot caps & edge molding
- Automatic lock-open mechanism

Our premium folding tables are ideal for catering and banquet uses where durability and reliability are a must. These tables feature a heavy duty 3/4" plywood core and will provide years of rigorous service for restaurants, catering, banquet facilities, and a variety of other hospitality uses.

NOTE: Drop ship carton required for UPS/FedEx shipments
(Add 3 pounds to ship weight)

SOLID PLYWOOD CORE FOLDING TABLES — Premium High-Pressure



ADJUSTABLE HEIGHT, 22" TO 32" IN 1" INCREMENTS

MODEL	SIZE	PACK	CUBE	SHIP WEIGHT
PCA3060P	30 X 60	1	3.40	51
PCA3072P	30 X 72	1	4.00	63
PCA3096P	30 X 96	1	5.25	77
PCA3672P	36 X 72	1	4.75	67
PCA3696P	36 X 96	1	6.25	84

STANDARD 29" FIXED HEIGHT

MODEL	SIZE	PACK	CUBE	SHIP WEIGHT
PC1860P	18 X 60	1	2.15	33
PC1872P	18 X 72	1	2.50	35
PC1896P	18 X 96	1	3.25	42
PC2448P	24 X 48	1	2.15	33
PC2460P	24 X 60	1	2.75	39
PC2472P	24 X 72	1	3.25	44
PC2496P	24 X 96	1	4.25	56
PC3060P	30 X 60	1	3.40	50
PC3072P	30 X 72	1	4.00	62
PC3096P	30 X 96	1	5.25	76
PC3672P	36 X 72	1	4.75	66
PC3696P	36 X 96	1	6.25	83
PC60P	60 ROUND	1	9.00	62
PC6072P	60 X 72 OVAL	1	12.00	88



PCA3096P-01



PCA3048P-06



PC60P-01



PC2472P-06

Correll Solid Plywood Core Folding Table Colors

TOP	WALNUT	MEDIUM OAK
T-MOLD	BLACK	BROWN
FRAME	BROWN	BROWN

Ships UPS or Fed Ex Ground, Drop Ship Pack is required. Add 3 lbs to ship weight.



Standard Features:

- Heavy gauge, 2" x 2" welded angle iron construction
- 2 fixed, and 2 swivel casters, with 4" diameter no-mar industrial plastic wheels
- 16 gauge, 1" diameter steel handles

C84 and C84-C Only:

- 1" x 2" steel tube frame, with 1" diameter hanging rods, 72" tall, holds high-back chairs
- Same casters as above, but all four swivel
- If purchased separately, the coat rack kit may require drilling four holes to field-install

TRUCKS FOR FOLDING TABLES & CHAIRS



TABLE TRUCKS — RECTANGULAR TABLES, FLAT STACKING



MODEL	SIZE	APROX. CAPACITY	PACK	CUBE	SHIP WEIGHT
T3072	30 X 72	12 - 16	1	10.50	58
T3096	30 X 96	12 - 16	1	13.25	62

TABLE TRUCKS — RECTANGULAR TABLES, EDGE STACKING



MODEL	SIZE	APROX. CAPACITY	PACK	CUBE	SHIP WEIGHT
T282	28 X 72	10	1	13.75	64
T288	28 X 98	10	1	16.75	75

TABLE TRUCKS — ROUND TABLES, EDGE STACKING



MODEL	SIZE	APROX. CAPACITY	PACK	CUBE	SHIP WEIGHT
T6060	60 X 60	7 - 10	1	8.50	59
T456	28 X 55	7 - 10	1	13.60	80
T4896U	28 X 48	7 - 10	1	8.50	63



T3072



T282

CHAIR TRUCKS — FOLDING CHAIRS, STANDING



MODEL	SIZE	APROX. CAPACITY	PACK	CUBE	SHIP WEIGHT
C1972	19 X 72	26 - 29	1	7.00	65
C1996	19 X 96	35 - 38	1	9.00	73

CHAIR TRUCKS — FOLDING CHAIRS, STACKING



MODEL	SIZE	APROX. CAPACITY	PACK	CUBE	SHIP WEIGHT
C1940	18 X 40	16 - 20	1	4.50	33

CHAIR TRUCKS — FOLDING CHAIRS, HANGING



MODEL	SIZE	APROX. CAPACITY	PACK	CUBE	SHIP WEIGHT
C84	31 X 68 X 72H	60 - 84 CHAIRS	1	9.00	88
C84-C	31 X 68 X 72H	60 - 84 COATS	1	0.75	10



C84

Correll Table and Chair Truck Colors

FRAME	GRAY	BROWN
	C84 and C84-C	ALL Others

Round Table Trucks Only: T6060 holds 4' and 5' round tables only, T456 holds 4', 5' and 6' round tables, T4896U holds 4' and 5' round tables, and rectangular tables from 18 x 60 to 36 x 96 (patent pending). T6060, T456 and T4896U trucks hold approximately 7 R-Series, 8 wood core, or 10 CP-Series tables each.

Trucks: Next Day Quick-Ship. QSP - 12 Units or Less

OFF-SET LEG FOLDING SEMINAR TABLE



Standard Table Features:

- Same features and construction as our 3/4" high-pressure tables on page 9, but with 1 1/8" diameter off-set legs for maximum leg room
- Knife-lock folding mechanism which is attached to the back leg, making underneath the table completely open, and leaving nothing to interfere with the user's leg room
- High-pressure laminate gives a smooth, flat, writing surface

Correll's Off-set leg folding seminar table is constructed with heavy use in mind. These tables feature knife-lock folding mechanisms attached to the back of the leg leaving the underside completely open for maximum legroom and comfort. Idea for heavy-duty use in schools, universities, offices and conference areas.

3/4" HIGH-PRESSURE OFF-SET LEG SEMINAR TABLES

MODEL	SIZE	SEATS	PACK	CUBE	SHIP WEIGHT
ST1860PX	18 X 60	2	1	2.15	44
ST1872PX	18 X 72	3	1	2.50	51
ST1896PX	18 X 96	4	1	3.25	58
ST2460PX	24 X 60	2	1	2.75	54
ST2472PX	24 X 72	3	1	3.25	61
ST2496PX	24 X 96	4	1	4.25	76



ST1872PX-55

Correll Off-Set Leg Folding Seminar Table Colors

	WALNUT	MEDIUM OAK	GRAY GRANITE	BLACK GRANITE	FUSION MAPLE	NEW ENGLAND DRIFTWOOD	COLONIAL HICKORY	SAVANNAH SAND	MONTANA GRANITE
TOP	WALNUT	MEDIUM OAK	GRAY GRANITE	BLACK GRANITE	FUSION MAPLE	NEW ENGLAND DRIFTWOOD	COLONIAL HICKORY	SAVANNAH SAND	MONTANA GRANITE
T-MOLD	BLACK	BROWN	BLACK	BLACK	BROWN	BLACK	BLACK	BLACK	BLACK
FRAME	BROWN	BROWN	BLACK	BLACK	BROWN	BLACK	BLACK	BLACK	BLACK

Next Day Quick-Ship in Walnut only. QSP - 12 Units or Less.

PANEL LEG FOLDING SEMINAR TABLE



Standard Table Features:

- Same top construction as our 3/4" high pressure folding tables, and ST-Series seminar tables, but with our modern panel leg design
- High pressure laminate gives a smooth, flat, writing surface
- Like our ST-Series, these tables have our unique knife-lock folding mechanism, which makes underneath the table completely open, with nothing to interfere with the user's leg room. Legs are 1"x 2" steel with nylon glides



SP1872PX-54



SPA1860PX-16



STANDARD 29" FIXED HEIGHT



ADJUSTABLE HEIGHT, 22" TO 30" IN 1" INCREMENTS

MODEL	SIZE	SEATS	PACK	CUBE	SHIP WEIGHT
SP1860PX	18 X 60	2	1	2.15	47
SP1872PX	18 X 72	3	1	2.50	54
SP1896PX	18 X 96	4	1	3.25	61
SP2460PX	24 X 60	2	1	2.75	58
SP2472PX	24 X 72	3	1	3.25	65
SP2496PX	24 X 96	4	1	4.25	80

MODEL	SIZE	SEATS	PACK	CUBE	SHIP WEIGHT
SPA1860PX	18 X 60	2	1	2.15	48
SPA1872PX	18 X 72	3	1	2.50	55
SPA1896PX	18 X 96	4	1	3.25	62
SPA2460PX	24 X 60	2	1	2.75	59
SPA2472PX	24 X 72	3	1	3.25	66
SPA2496PX	24 X 96	4	1	4.25	81

Casters (4), For 24" wide, Adjustable Height Tables ONLY (Adds 2" to Height)

Correll Panel Leg Folding Seminar Table Colors

	WALNUT	MEDIUM OAK	GRAY GRANITE	BLACK GRANITE	FUSION MAPLE	NEW ENGLAND DRIFTWOOD	COLONIAL HICKORY	SAVANNAH SAND	MONTANA GRANITE
TOP	WALNUT	MEDIUM OAK	GRAY GRANITE	BLACK GRANITE	FUSION MAPLE	NEW ENGLAND DRIFTWOOD	COLONIAL HICKORY	SAVANNAH SAND	MONTANA GRANITE
T-MOLD	BLACK	BLACK	BLACK	BLACK	BLACK	BLACK	BLACK	BLACK	BLACK
FRAME	BLACK	BLACK	BLACK	BLACK	BLACK	BLACK	BLACK	BLACK	BLACK

BTO - Custom Built-to-Order: Black Granite and Gray Granite normally ships within 3 to 5 business days from receipt of order. BTO - 12 units or less.

DELUXE FLIP TOP TABLES — High-Pressure, Adjustable Height



Standard Table Features:

- 1 1/4" high-pressure top, with backer sheet and extra support on 60" and longer sizes
- Modesty panel frame with wire management
- Adjustable height. Can be set at keyboard or desk height, or any of 9 heights, from 23" to 31" in 1" increments
- Comes with both large, easy to use height adjustment knobs for fast height changes, and set screws for maximum tamper resistance. Set screw wrench included
- 2 regular and 2 locking casters
- Tops fold to less than 4" for compact storage

ADJUSTABLE HEIGHT, 23" TO 31" IN 1" INCREMENTS						BTO
MODEL	SIZE	SEATS	PACK	CUBE	SHIP WEIGHT	
FT2448	24 X 48	2	1	4.30	65	
FT2448HR	24 X 48 HALF RND	3	1	4.30	50	
FT2460	24 X 60	2	1	5.30	80	
FT2472	24 X 72	3	1	6.40	94	



Correll Deluxe Flip Top High-Pressure, Adjustable Height Table Colors

TOP	WALNUT	MEDIUM OAK	GRAY GRANITE	BLACK GRANITE	FUSION MAPLE	NEW ENGLAND DRIFTWOOD	COLONIAL HICKORY	SAVANNAH SAND
T-MOLD	BLACK	BLACK	BLACK	BLACK	BLACK	BLACK	BLACK	BLACK
FRAME	BLACK	BLACK	BLACK	BLACK	BLACK	BLACK	BLACK	BLACK
TOP	MONTANA GRANITE	MAHOGANY	CHERRY					
T-MOLD	BLACK	BLACK	BLACK					
FRAME	BLACK	BLACK	BLACK					

BTO - Custom Built-to-Order: Black Granite and Gray Granite normally ships within 3 to 5 business days from receipt of order. BTO - 12 units or less.

ECONOLINE FLIP TOP TABLES — Melamine, Adjustable Height



Standard Table Features:

- 3/4" melamine top, with extra support on 60" and longer sizes
- H-frame
- Adjustable height, can be set at keyboard or desk height, or any of 9 heights, from 23" to 31" in 1" increments
- Height adjusts with set screws for secure and tamper resistant height changes, wrench included
- 2 regular and 2 locking casters tops fold to less than 3 1/2" for compact storage

ADJUSTABLE HEIGHT, 23" TO 31" IN 1" INCREMENTS



MODEL	SIZE	SEATS	PACK	CUBE	SHIP WEIGHT
FT2448M	24 X 48	2	1	4.30	50
FT2448MR	24 X 48 HALF RND	3	1	4.30	40
FT2460M	24 X 60	2	1	5.30	65
FT2472M	24 X 72	3	1	6.40	79



FT2472M-15



FT2448MR-06

Correll Econoline Flip Top Melamine, Adjustable Height Table Colors

	WALNUT	MEDIUM OAK	GRAY GRANITE	BLACK GRANITE
TOP	WALNUT	MEDIUM OAK	GRAY GRANITE	BLACK GRANITE
T-MOLD	BLACK	BLACK	BLACK	BLACK
FRAME	BLACK	BLACK	BLACK	BLACK

BTO - Custom Built-to-Order: Black Granite and Gray Granite normally ships within 3 to 5 business days from receipt of order. BTO - 12 units or less.



Standard Table Features:

- These economical Utility, Lab & Library Tables are rock-solid, with 2" steel legs bolted into corner sockets in the 3" wide steel apron with over 3,000 pounds of clamping force
- Top is high-pressure laminate on 1 1/8" high-density core with backer sheet. Rounded corners
- Work surface resists wear, scratches, burns, stains, and most chemicals. Choice of 9 top colors: all have black frames & t-mold
- T-mold edge with safety rounded corners
- Plastic feet to protect all floor surfaces

Our economical Utility, Lab & Library Tables are very attractive and exceptionally durable. They feature a work surface that is high pressure laminate on 1 1/8" high-density core with backer sheet for balanced construction. They are resistant to wear, scratches, burns, stains, and most chemicals. This table is constructed with two-inch diameter round steel legs bolted onto corner sockets of the three-inch wide steel apron.

UTILITY, LAB & LIBRARY TABLES — High Pressure Tops



LAB TABLES – 36" HEIGHT

MODEL	SIZE	PACK	CUBE	SHIP WEIGHT
LT2448	24 X 48	1	4.25	73
LT2460	24 X 60	1	5.50	83
LT2472	24 X 72	1	5.25	97
LT3048	36 X 48	1	5.50	84
LT3060	30 X 60	1	6.75	96
LT3072	30 X 72	1	8.00	115
LT3672	36 X 72	1	9.50	132



LIBRARY TABLES – 29" HEIGHT

MODEL	SIZE	PACK	CUBE	SHIP WEIGHT
LR2448	24 X 48	1	4.25	69
LR2460	24 X 60	1	5.50	79
LR2472	24 X 72	1	6.50	93
LR3048	30 X 48	1	5.50	80
LR3060	30 X 60	1	6.75	92
LR3072	30 X 72	1	8.00	111
LR3672	36 X 72	1	9.50	128



Our Utility, Lab & Library Tables are set at a 36" height for a comfortable working position while standing or seated on a lab stool. Library tables are 29" high.

Correll Utility, Lab & Library High Pressure Table Colors

	WALNUT	MEDIUM OAK	GRAY GRANITE	BLACK GRANITE	FUSION MAPLE	NEW ENGLAND DRIFTWOOD	COLONIAL HICKORY	SAVANNAH SAND	MONTANA GRANITE
TOP	WALNUT	MEDIUM OAK	GRAY GRANITE	BLACK GRANITE	FUSION MAPLE	NEW ENGLAND DRIFTWOOD	COLONIAL HICKORY	SAVANNAH SAND	MONTANA GRANITE
T-MOLD	BLACK	BLACK	BLACK	BLACK	BLACK	BLACK	BLACK	BLACK	BLACK
FRAME	BLACK	BLACK	BLACK	BLACK	BLACK	BLACK	BLACK	BLACK	BLACK

BTO - Custom Built-to-Order: Any size Black Granite and Gray Granite normally ships within 3 to 5 business days from receipt of order. BTO - 12 units or less.



Standard Table Features:

- High-pressure tops with backer sheet (not fused-on melamine), 1 1/4" thick
- Tops match our high-pressure folding tables and activity tables
- Sturdy all steel frames, with adjustable nylon glides
- Desk and keyboard height tables have steel modesty panels with wire management trough on inside bottom edge
- Modesty panels have 1 wire management hole on all 36" and 48" long tables, and 2 holes on 60" and 72" long tables
- Adjustable height tables come with both tamper-proof set screws and large, easy to use, plastic knobs
- Bi-level tables come with one 10" x 22" keyboard tray, a second tray is available on 30" x 60" and 30" x 72" units

These computer and training tables have the features and benefits our customers ask for and appreciate. They are not fused-on melamine but a sturdy 1 1/4" thick high-pressure top with backer sheet and sturdy all-steel frames. The desk and keyboard-height tables feature steel modesty panels with a cord management channel on the inside bottom edge.

HIGH-PRESSURE COMPUTER & TRAINING TABLES

BI-LEVEL WORK STATION — Specify if keyboard is to be on left, right, or center



MODEL	SIZE	PACK	CUBE	SHIP WEIGHT
BL3048	30 X 48	1	4.40	70
BL3060	30 X 60	1	4.50	95
BL3072	30 X 72	1	7.60	105

DESK HEIGHT WORK STATION (29")



MODEL	SIZE	PACK	CUBE	SHIP WEIGHT
WS2436	24 X 36	1	4.10	49
WS2448	24 X 48	1	4.40	60
WS2460	24 X 60	1	4.50	74
WS2472	24 X 72	1	6.20	88
WS3048	30 X 48	1	4.40	70
WS3060	30 X 60	1	4.50	95
WS3072	30 X 72	1	7.60	100
WS3060TR	30 X 60 TRAP	1	4.50	74

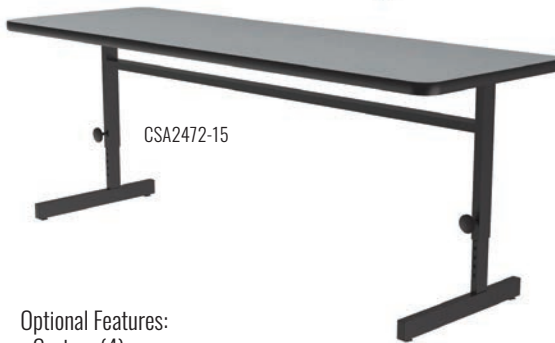
KEYBOARD HEIGHT WORK STATION (26")



MODEL	SIZE	PACK	CUBE	SHIP WEIGHT
CS2436	24 X 36	1	4.10	49
CS2448	24 X 48	1	3.20	60
CS2460	24 X 60	1	4.50	74
CS2472	24 X 72	1	6.20	88
CS3048	30 X 48	1	3.20	70
CS3060	30 X 60	1	4.50	95
CS3072	30 X 72	1	7.60	100
CS3060TR	30 X 60 TRAP	1	4.50	74



BL3060-54



CSA2472-15



Optional Features:

- Casters (4)
- Second keyboard tray on BL3060 or BL3072
- Wire management grommet in top (2 required on 60" & 72")



OPTIONAL Caster Kit

ADJUSTABLE HEIGHT COMPUTER STATION, 21" to 29" in 1" increments



MODEL	SIZE	PACK	CUBE	SHIP WEIGHT
CSA2436	24 X 36	1	4.10	45
CSA2448	24 X 48	1	3.80	55
CSA2460	24 X 60	1	5.20	70
CSA2472	24 X 72	1	6.20	84
CSA3048	30 X 48	1	4.70	65
CSA3060	30 X 60	1	6.40	90
CSA3072	30 X 72	1	7.60	95
CSA3060TR	30 X 60 TRAP	1	6.40	69

Correll High-Pressure Computer & Training Table Colors

TOP	WALNUT	MEDIUM OAK	GRAY GRANITE	BLACK GRANITE	FUSION MAPLE	NEW ENGLAND DRIFTWOOD	COLONIAL HICKORY	SAVANNAH SAND
T-MOLD	BLACK	BLACK	BLACK	BLACK	BLACK	BLACK	BLACK	BLACK
FRAME	BLACK	BLACK	BLACK	BLACK	BLACK	BLACK	BLACK	BLACK
TOP	MONTANA GRANITE	MAHOGANY	CHERRY	RED	WHITE	BLUE	YELLOW	GREEN
T-MOLD	BLACK	BLACK	BLACK	BLACK	BLACK	BLACK	BLACK	BLACK
FRAME	BLACK	BLACK	BLACK	BLACK	BLACK	BLACK	BLACK	BLACK

BTO - Custom Built-to-Order: Black Granite and Gray Granite normally ships within 3 to 5 business days from receipt of order. BTO - 12 units or less.



Standard Table Features:

- Melamine top on 1 1/8" high-density particle board core
- Melamine tops have a harder and smoother writing surface than real wood furniture, and about the same water and scratch resistance
- Sturdy all steel frames with adjustable leveling glides
- Desk & keyboard height tables have steel modesty panels with 1 wire management hole on 24 x 48 and 30 x 60 trapezoid, and 2 on all other sizes, plus wire management trough on inside bottom edge
- Adjustable height (CSA) tables have H-frames, and adjust from 21" to 29" in 1" increments, with tamper resistant set screws

Correll is an industry leader in the production of our melamine table tops for computer and training. These premium tables feature a 1 1/8" high-density particle board core. Our melamine high pressure tops provide a firm and smooth writing surface and are water and scratch resistant. The desk and keyboard height tables feature a steel modesty panel with either one or two cord management openings, depending on the size. With proper care, these tables will provide years of useful service.

ECONOLINE MELAMINE COMPUTER & TRAINING TABLES



DESK HEIGHT WORK STATION (29") **BTO**

MODEL	SIZE	PACK	CUBE	SHIP WEIGHT
WS2448M	24 X 48	1	4.40	57
WS2460M	24 X 60	1	4.50	71
WS3060M	30 X 60	1	4.50	91
WS3072	30 X 72	1	7.60	95
WS3060MTR	30 X 60 MTR	1	4.50	70



KEYBOARD HEIGHT WORK STATION (26") **BTO**

MODEL	SIZE	PACK	CUBE	SHIP WEIGHT
CS2448M	24 X 48	1	3.20	56
CS2460M	24 X 60	1	4.50	70
CS3060M	30 X 60	1	4.50	90
CS3072M	30 X 72	1	7.60	94
CS3060MTR	30 X 60 MTR	1	4.50	69



ADJUSTABLE HEIGHT COMPUTER STATION, 21" TO 29" IN 1" INCREMENTS **BTO**

MODEL	SIZE	PACK	CUBE	SHIP WEIGHT
CSA2448M	24 X 48	1	3.80	52
CSA2460M	24 X 60	1	5.20	67
CS3060M	30 X 60	1	6.40	86
CSA3072M	30 X 72	1	7.60	90
CSA3060MTR	30 X 60 MTR	1	6.40	65



Correll Econoline Melamine Computer & Training Table Colors

TOP	WALNUT	MEDIUM OAK	GRAY GRANITE	BLACK GRANITE
T-MOLD	BLACK	BLACK	BLACK	BLACK
FRAME	BLACK	BLACK	BLACK	BLACK

BTO - Custom Built-to-Order: Gray Granite only, normally ships within 3 to 5 business days from receipt of order. BTO - 12 units or less.

ADJUSTABLE STANDING HEIGHT WORK STATIONS — High Pressure



Standard Table Features:

- Adjustable standing height: 36" to 44" with casters — 34" to 42" without casters
- High-pressure, 1 1/4" thick, laminate top with a backer sheet for added strength
- Steel frames with adjustable nylon glides to protect floors and carpets, and to provide a stable work surface
- Each table comes with large easy to use plastic knobs, and tamper resistant set screws with wrench
- Optional locking casters available (Caster Kit adds 2" to height)

ADJUSTABLE HEIGHT, 23" TO 31" IN 1" INCREMENTS				BTO	
MODEL	SIZE	PACK	CUBE	SHIP WEIGHT	
CST2024	20 X 24	1	2.50	45	
CST2436	24 X 36	1	3.80	50	
CST2448	24 X 48	1	5.00	60	
CST3060	30 X 60	1	6.80	95	
CASTER (4)	2"	4	0.30	3	



Correll High Pressure Adjustable Standing Height Work Station Colors

	CHERRY	MEDIUM OAK	GRAY GRANITE	BLACK GRANITE	FUSION MAPLE	NEW ENGLAND DRIFTWOOD	COLONIAL HICKORY	SAVANNAH SAND	MONTANA GRANITE
TOP	CHERRY	MEDIUM OAK	GRAY GRANITE	BLACK GRANITE	FUSION MAPLE	NEW ENGLAND DRIFTWOOD	COLONIAL HICKORY	SAVANNAH SAND	MONTANA GRANITE
T-MOLD	BLACK	BLACK	BLACK	BLACK	BLACK	BLACK	BLACK	BLACK	BLACK
FRAME	BLACK	BLACK	BLACK	BLACK	BLACK	BLACK	BLACK	BLACK	BLACK

BTO - Custom Built-to-Order: Black Granite and Gray Granite normally ships within 3 to 5 business days from receipt of order. BTO - 12 units or less.

KEYBOARD HEIGHT FOLDING TABLES — Melamine



Standard Table Features:

- These elegant melamine keyboard-height folding tables are ideal for multiple applications.
- Featuring a convenient 26 1/2" keyboard height with nylon-faced leveling glides instead of foot caps
- Optional locking casters available (Caster Kit adds 2" to height)

ADJUSTABLE HEIGHT, 23" TO 31" IN 1" INCREMENTS



MODEL	SIZE	PACK	CUBE	SHIP WEIGHT
CF2436MK	24 X 36	1	1.65	32
CF2448MK	24 X 48	1	2.15	35



Correll Melamine Keyboard Height Folding Table Colors

TOP	WALNUT	MEDIUM OAK	GRAY GRANITE	BLACK GRANITE
T-MOLD	BLACK	BROWN	DOVE GRAY	BLACK
FRAME	BROWN	BROWN	DOVE GRAY	BLACK



Next Day Quick-Ship in Walnut. QSP - 12 units or less.



Standard Table Features:

- Tops are light weight, scratch and impact resistant
- Colors go all the way through, will not wear or scrape off
- Free-Standing, full perimeter welded steel frames
- Legs attach to frames with 3 bolts each (socket wrench required)
- Free Speed Wrench for fast height adjustments
- Universal legs adjust from 19" to 29" in 1" increments

NOTES: Tops and legs are shipped in separate cartons

HEAVY DUTY COMMERCIAL PLASTIC ACTIVITY TABLES



AR3072-REC-25



AR2448-REC-27

RECTANGULAR PLASTIC ACTIVITY TABLES



MODEL	SIZE	PACK	CUBE	SHIP WEIGHT
AR2448-REC	24 X 48	1	2.65	36
AR3060-REC	30 X 60	1	3.90	46
AR3072-REC	30 X 72	1	4.50	52
AR3096-REC	30 X 96	1	5.75	71

ROUND & KIDNEY SHAPE PLASTIC ACTIVITY TABLES



MODEL	SIZE	PACK	CUBE	SHIP WEIGHT
AR60-RND	60 RND	1	9.50	66
AR4872-KID	48 X 72	1	7.65	76



AR3072-REC-29



AR4872-KID-28



AR60-RND-23

Correll Heavy Duty Commercial Plastic Activity Table Colors

TOP	GRAY GRANITE*	RED	BLUE	YELLOW	GREEN
FRAME/LEGS	BLACK CHROME	BLACK CHROME	BLACK CHROME	BLACK CHROME	BLACK CHROME

*AR3096-REC & AR60-RND ONLY

BTO - Custom Built-to-Order Heavy Duty Commercial Plastic Activity Tables: All standard colors normally ship within 3 to 5 business days from receipt of order. BTO - 12 units or less.



Standard Table Features:

- Designed for heaviest school and church use, Correll activity tables meet or exceed specs for all major brands
- 1 1/4" thick high density particle board top
- High-pressure laminate top, resists scratches, paint, markers, crayons, and food and juice stains far better than melamine
- Backer sheet to resist warping, plus extra bracing on larger sizes
- Leg mounting brackets pre-attached with 7 screws. Three additional screws in leg plate, and oversize hairpin brace make this the strongest leg mounting system in the industry
- Shoulder on leg set screw provides an extra margin of safety, even if not properly tightened, making these the safest activity tables you can buy
- Free speed-wrench with every table, for fast, easy, height adjustments
- Universal legs adjust from 19" to 29" in 1" increments

HIGH PRESSURE ACTIVITY TABLES



A3636-SQ-36



A4242-SQ-52

SQUARE ACTIVITY TABLES



MODEL	SIZE	PACK	CUBE	SHIP WEIGHT
A3636-SQ	36 X 36	1	2.95	53
A4242-SQ	42 X 42	1	3.75	75
A4848-SQ	48 X 48	1	4.65	113

RECTANGULAR ACTIVITY TABLES



MODEL	SIZE	PACK	CUBE	SHIP WEIGHT
A2436-REC	24 X 36	1	2.15	42
A2445-REC	24 X 48	1	2.65	53
A2460-REC	24 X 60	1	3.25	63
A3048-REC	30 X 48	1	3.25	63
A3060-REC	30 X 60	1	3.90	80
A3072-REC	30 X 72	1	4.50	98
A3660-REC	36 X 60	1	4.50	93
A3672-REC	36 X 72	1	5.25	110



A3672-REC-28



A2448-REC-29

Correll Activity Table Shapes

SQUARE		KIDNEY		FLOWER	
RECTANGLE		HORSESHOE		CLOVER	
TRAPEZOID		ROUND		OCTAGON	

BTO - Custom Built-to-Order: All sizes and colors will normally ship within 3 to 5 business days from receipt of order. BTO - 12 units or less.



Available with a
**DRY
ERASE**
SURFACE

Standard Table Features:

- Designed for heaviest school and church use, Correll activity tables meet or exceed specs for all major brands
- 1 1/4" thick high density particle board top
- High-pressure laminate top, resists scratches, paint, markers, crayons, and food and juice stains far better than melamine
- Backer sheet to resist warping, plus extra bracing on larger sizes
- Leg mounting brackets pre-attached with 7 screws. Three additional screws in leg plate, and oversize hairpin brace make this the strongest leg mounting system in the industry
- Shoulder on leg set screw provides an extra margin of safety, even if not properly tightened, making these the safest activity tables you can buy
- Free speed-wrench with every table, for fast, easy, height adjustments
- Universal legs adjust from 19" to 29" in 1" increments

HIGH PRESSURE ACTIVITY TABLES



TRAPEZOID ACTIVITY TABLES



MODEL	SIZE	PACK	CUBE	SHIP WEIGHT
A2448-TRP	24 X 24 X 48	1	8.70	40
A3060-TRP	30 X 30 X 60	1	3.90	56

HORSESHOE & KIDNEY SHAPE ACTIVITY TABLES



MODEL	SIZE	PACK	CUBE	SHIP WEIGHT
A6066-HOR	60 X 66	1	8.70	123
A4872-KID	48 X 72	1	7.65	113

OCTAGONAL, CLOVER & FLOWER SHAPE ACTIVITY TABLES



MODEL	SIZE	PACK	CUBE	SHIP WEIGHT
A48-OCT	48-OCT	1	4.65	81
A48-CLO	48-CLO	1	4.65	81
A60-FLR	60-FLR	1	6.95	113

ROUND ACTIVITY TABLES



MODEL	SIZE	PACK	CUBE	SHIP WEIGHT
A36-RND	36-RND	1	2.95	48
A42-RND	42-RND	1	3.75	61
A48-RND	48-RND	1	4.65	79
A60-RND	60-RND	1	6.95	118



Correll High Pressure Activity Table Colors

TOP	WALNUT	MEDIUM OAK	GRAY GRANITE	BLACK GRANITE	FUSION MAPLE	NEW ENGLAND DRIFTWOOD	COLONIAL HICKORY
T-MOLD	BLACK	BLACK	BLACK	BLACK	BLACK	BLACK	BLACK
FRAME/LEGS	BLACK CHROME	BLACK CHROME	BLACK CHROME	BLACK CHROME	BLACK CHROME	BLACK CHROME	BLACK CHROME
TOP	SAVANNAH SAND	MONTANA GRANITE	RED	WHITE	BLUE	YELLOW	GREEN
T-MOLD	BLACK	BLACK	BLACK	BLACK	BLACK	BLACK	BLACK
FRAME/LEGS	BLACK CHROME	BLACK CHROME	BLACK CHROME	BLACK CHROME	BLACK CHROME	BLACK CHROME	BLACK CHROME

BTO - Custom Built-to-Order: Black Granite and Gray Granite normally ships within 3 to 5 business days from receipt of order. BTO - 12 units or less.



Standard Table Features:

- Melamine top on 1 1/8" high-density particle board core
- Additional top bracing on larger sizes, for maximum strength
- Melamine tops have a harder and smoother writing surface than real wood furniture, and about the same water and scratch resistance. They will give years of service with proper care
- Crayon and permanent marker can be removed without damage
- Heavy-duty adjustable height legs with oversize hairpin brace and shouldered set screws for maximum safety. Speedwrench included for fast and secure height adjustments. Chrome inner leg resists scratches
- Legs attach to top with 6 screws per leg

ECONOLINE MELAMINE ACTIVITY TABLES



AM3060-TRP-06



AM6066-HOR-15



AM4872-KID-01



AM60-FLR-07



AM48-RND-06

ECONOLINE MELAMINE TOP ACTIVITY TABLES

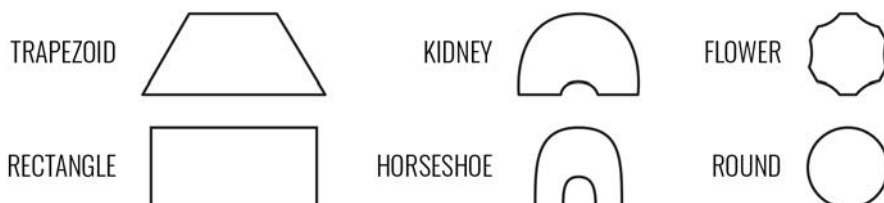


MODEL	SIZE	PACK	CUBE	SHIP WEIGHT
AM2448-REC	24 X 48 RECTANGLE	1	2.65	51
AM2460-REC	24 X 60 RECTANGLE	1	3.25	60
AM3060-REC	30 X 60 RECTANGLE	1	3.90	77
AM3072-REC	30 X 72 RECTANGLE	1	4.50	94
AM3060-TRP	30 X 60 TRAPEZOID	1	3.90	53
AM6066-HOR	60 X 66 HORSESHOE	1	8.70	116
AM4872-KID	48 X 72 KIDNEY	1	7.65	107
AM60-FLR	60 FLOWER	1	6.95	108
AM48-RND	48 ROUND	1	4.65	76
AM60-RND	60 ROUND	1	6.95	113

Correll Econoline Melamine Activity Table Colors

TOP	WALNUT	MEDIUM OAK	GRAY GRANITE	BLACK GRANITE
T-MOLD	BLACK	BLACK	BLACK	BLACK
FRAME/LEGS	BLACK CHROME	BLACK CHROME	BLACK CHROME	BLACK CHROME

Correll Activity Table Shapes



Universal Legs adjust from 19" to 29" in 1" increments (Kindergarten to Adult).
NOTE: Tops and legs ship in separate cartons.

BTO - Custom Built-to-Order: Black Granite and Gray Granite normally ships within 3 to 5 business days from receipt of order. BTO - 12 units or less.



Standard Table Features:

- 1 1/4" high pressure top with backer sheet and black t-mold
- Cast iron base and top spider
- 3" diameter steel column in table or bar stool/standing height
- Nylon leveling glides
- All metal parts have black textured finish
- Bases and spiders packed together
- Tops and columns are packed separately (3 boxes, min)

Our line of café and breakroom tables are ideal for restaurant, education, and business uses. These tables will create the ambience you are looking for in any restaurant setting; be it a café, coffee shop, or al fresco dining area. In school and college settings, we have colorful and durable options to create a high-energy, pleasing dining or lounge environment, and our corporate and business customers know we will work with them to create the perfect space for their employees to eat, relax, recharge, and collaborate.

CAFÉ & BREAKROOM TABLES



COMPLETE TABLES (Bases & Spiders, Columns, and Tops, packed in separate cartons)

MODEL	DESCRIPTION	# CTNS	CUBE	SHIP WEIGHT
-------	-------------	--------	------	-------------

Table Height (29"); includes Top, Base(s), and Table Height Column(s):

BXT24R	24" ROUND, 22" X-BASE AND COLUMN	3	1.65	36
BXT30R	30" ROUND, 22" X-BASE AND COLUMN	3	2.15	44
BXT36R	36" ROUND, 30" X-BASE AND COLUMN	3	3.05	62
BXT42R	42" ROUND, 33" X-BASE AND COLUMN	3	4.10	84
BXT48R	48" ROUND, 33" X-BASE AND COLUMN	3	5.10	98
BCT60R	60" ROUND, 2 CROSS BASES AND 2 COLUMNS	5	8.10	148
BXT24S	24" SQUARE, 22" X-BASE AND COLUMN	3	1.65	40
BXT30S	30" SQUARE, 22" X-BASE AND COLUMN	3	2.15	50
BXT36S	36" SQUARE, 30" X-BASE AND COLUMN	3	3.05	71
BXT42S	42" SQUARE, 33" X-BASE AND COLUMN	3	4.10	96
BCT3042	30" X 42", CROSS BASE AND COLUMN	3	3.15	70
BCT3048	30" X 48", CROSS BASE AND COLUMN	3	3.45	76
BTT3048	30" X 48", T-BASES (CTN OF 2), AND 2 COLUMNS	4	3.25	84
BTT3060	30" X 60", T-BASES (CTN OF 2), AND 2 COLUMNS	4	3.85	96

Bar Stool/Standing Height (42"); includes Top, Base, and Bar Stool/Standing Height Column:

BXB24R	24" ROUND, 22" X-BASE AND COLUMN	3	1.75	39
BXB30R	30" ROUND, 22" X-BASE AND COLUMN	3	2.25	47
BXB36R	36" ROUND, 30" X-BASE AND COLUMN	3	3.15	65
BXB42R	42" ROUND, 33" X-BASE AND COLUMN	3	4.20	87
BXB48R	48" ROUND, 33" X-BASE AND COLUMN	3	5.20	101
BXB24S	24" SQUARE, 22" X-BASE AND COLUMN	3	1.75	39
BXB30S	30" SQUARE, 22" X-BASE AND COLUMN	3	2.25	47
BXB36S	36" SQUARE, 30" X-BASE AND COLUMN	3	3.15	74
BXB42S	42" SQUARE, 33" X-BASE AND COLUMN	3	4.20	99



BXT42R-21



BXT42S-53



BTT3060-38

Correll Café & Breakroom Table Colors

TOP	WALNUT	MEDIUM OAK	GRAY GRANITE	BLACK GRANITE	FUSION MAPLE	NEW ENGLAND DRIFTWOOD	COLONIAL HICKORY	SAVANNAH SAND
T-MOLD	BLACK	BLACK	BLACK	BLACK	BLACK	BLACK	BLACK	BLACK
BASE	BLACK	BLACK	BLACK	BLACK	BLACK	BLACK	BLACK	BLACK
TOP	MONTANA GRANITE	MAHOGANY	CHERRY	RED	WHITE	BLUE	YELLOW	GREEN
T-MOLD	BLACK	BLACK	BLACK	BLACK	BLACK	BLACK	BLACK	BLACK
BASE	BLACK	BLACK	BLACK	BLACK	BLACK	BLACK	BLACK	BLACK

CAFÉ & BREAKROOM COMPONENTS



CT42R-20



BX22-B

BTO - Custom Built-to-Order: Black Granite and Gray Granite normally ships within 3 to 5 business days from receipt of order. BTO - 12 units or less.

TOPS ONLY

MODEL	DESCRIPTION	# CTNS	CUBE	SHIP WEIGHT
CT24R	24" ROUND	1	1.00	18
CT30R	30" ROUND	1	1.50	26
CT36R	36" ROUND	1	2.10	36
CT42R	42" ROUND	1	2.80	48
CT48R	48" ROUND	1	3.80	62
CT60R	60" ROUND	1	6.00	96
CT24S	24" SQUARE	1	1.00	22
CT30S	30" SQUARE	1	1.50	32
CT36S	36" SQUARE	1	2.10	45
CT42S	42" SQUARE	1	2.80	60
CT3042	30" X 42"	1	2.10	44
CT3048	30" X 48"	1	2.40	50
CT3060	30" X 60"	1	3.00	62

BASE, COLUMN, AND TOP SPIDER SETS

MODEL	DESCRIPTION	# CTNS	CUBE	SHIP WEIGHT
Base Sets with Table Height Column:				
BX22-T	22" X-BASE WITH TABLE HEIGHT COLUMN	2	0.65	18
BX30-T	30" X-BASE WITH TABLE HEIGHT COLUMN	2	0.95	26
BX33-T	33" X-BASE WITH TABLE HEIGHT COLUMN	2	1.30	36
BC2230-T	22" X 30" CROSS BASE WITH TABLE HEIGHT COLUMN	2	1.05	26
BT222-2T	TWO 22" T BASES WITH TWO TABLE HEIGHT COLUMNS	3	0.85	34

Base Sets with Bar Stool/Standing Height Column:

BX22-B	22" X-BASE WITH BAR STOOL HEIGHT COLUMN	2	0.75	21
BX30-B	30" X-BASE WITH BAR STOOL HEIGHT COLUMN	2	1.05	29
BX33-B	33" X-BASE WITH BAR STOOL HEIGHT COLUMN	2	1.40	39
BC2230-B	22" X 30" CROSS BASE WITH BAR STOOL HEIGHT COLUMN	1	2.80	60

Correll Café & Breakroom Table Colors

TOP	WALNUT	MEDIUM OAK	GRAY GRANITE	BLACK GRANITE	FUSION MAPLE	NEW ENGLAND DRIFTWOOD	COLONIAL HICKORY	SAVANNAH SAND
T-MOLD	BLACK	BLACK	BLACK	BLACK	BLACK	BLACK	BLACK	BLACK
BASE	BLACK	BLACK	BLACK	BLACK	BLACK	BLACK	BLACK	BLACK
TOP	MONTANA GRANITE	MAHOGANY	CHERRY	RED	WHITE	BLUE	YELLOW	GREEN
T-MOLD	BLACK	BLACK	BLACK	BLACK	BLACK	BLACK	BLACK	BLACK
BASE	BLACK	BLACK	BLACK	BLACK	BLACK	BLACK	BLACK	BLACK



OFFICE/HOME




INDUSTRIAL/WAREHOUSE



HOSPITALITY/RESTAURANT



EDUCATION/PUBLIC SPACES



P.O. Box 417, Charleston, AR 72933 · info@correllinc.com · correllinc.com