






## Specialty Cake Pans Aluminum (unless otherwise noted)

Item #	In Stock	Coating	Description	Vol. (oz)*	Mould Dimensions (in)			Weight Each (lb)	Tube Dimensions (in)		
					Top Inside	Depth	Top Inside		Btm. Inside	Depth	
<b>Turks Head</b>											
47605	★	Glazed	.060" gauge, wire in rim, fluted sidewalls, round bottom	36.0	6½	2 <sup>15</sup> / <sub>16</sub>	0.6	1 diameter	2 diameter	3 <sup>3</sup> / <sub>8</sub>	
<b>Sand Torte</b>											
47645	★	Glazed	.060" gauge, wire in rim, ribbed sidewalls, embossed bottom	56.0	7 <sup>7</sup> / <sub>16</sub>	3 <sup>3</sup> / <sub>8</sub>	0.6	2 diameter	2½ diameter	3	
<b>Heart</b>											
48105	★	Glazed	26 gauge aluminized steel	60.0	8 <sup>13</sup> / <sub>16</sub> x 8 <sup>1</sup> / <sub>8</sub>	2	0.8	—	—	—	
<b>Lava Cake</b>											
40575	★	Glazed	22 gauge aluminized steel, curled rim, fluted sidewalls	18.0	5¾	2 <sup>1</sup> / <sub>16</sub>	0.5	1 <sup>5</sup> / <sub>8</sub>	1 <sup>7</sup> / <sub>8</sub>	1¼	

## Mini-Easter Egg/Mini-Football Cake Pan Set Aluminized steel (includes top and bottom pans)


Item #	In Stock	Coating	Description	Arrangement	Vol. (oz)*	Mould Dimensions (in)			Weight Each (lb)	Overall Size (in)	
						Top Inside	Btm. Out.	Depth			
47255	★	Glazed	22 gauge, wire in rim	5 rows of 5	1.0	2½ x 1 <sup>5</sup> / <sub>8</sub>	Elliptical	1 <sup>1</sup> / <sub>16</sub>	7.7	12 <sup>7</sup> / <sub>8</sub> x 17 <sup>7</sup> / <sub>8</sub>	

## Easter Egg/Football Cake Pans Aluminized steel

Item #	In Stock	Coating	Description	Arrangement	Vol. (oz)*	Mould Dimensions (in)			Weight Each (lb)	Overall Size (in)	
						Top Inside <sup>†</sup>	Btm. Out.	Depth			
<b>Small Egg</b>											
47685	★	Glazed	26 gauge, wire in rim	3 rows of 4	5.0	3½ x 2¼	Elliptical	1¾	3.3	9 <sup>5</sup> / <sub>8</sub> x 17 <sup>5</sup> / <sub>8</sub>	
<b>Large Egg</b>											
47695	★	Glazed	26 gauge, wire in rim	1 row of 3	42.0	8 <sup>11</sup> / <sub>16</sub> x 5¾	Elliptical	2 <sup>11</sup> / <sub>16</sub>	3.5	9 <sup>7</sup> / <sub>8</sub> x 19¾	


<sup>†</sup>Refers to top inside at the widest point

## Pie Pans Aluminum (unless otherwise noted), sold by the gross only (144 minimum)

Item #	In Stock	Coating	Description	Top Inside (in)	Btm. Out. (in)	Depth (in)	Weight per Gross (lb)	Overall Size (in)	
41509	★	Plain	.011" gauge	8	6¼	1 <sup>3</sup> / <sub>16</sub>	14.4	8 <sup>29</sup> / <sub>32</sub> x 1 <sup>3</sup> / <sub>16</sub>	
41110 <sup>†</sup>	★	Plain	.011" gauge tin	9	7½	1	43.2	9 <sup>27</sup> / <sub>32</sub> x 1	
48110	★	Plain	.011" gauge	8 <sup>7</sup> / <sub>8</sub>	7¾	1 <sup>1</sup> / <sub>8</sub>	10.2	9 <sup>5</sup> / <sub>8</sub> x 1 <sup>1</sup> / <sub>8</sub>	

<sup>†</sup>Hand-wash only

## Heavy Duty Pie Pan, Deep Dish Aluminized steel

Item #	In Stock	Coating	Description	Top Inside (in)	Btm. Out. (in)	Depth (in)	Weight Each (lb)	Overall Size (in)	
23100	★	Glazed	22 gauge, curled rim	9	6 <sup>15</sup> / <sub>16</sub>	1½	1.0	10 x 1½	

\*Volume (Vol.) indicates liquid volume of mould when filled to brim. Use 60-70% to estimate actual batter weight.

## Custom Embossed Pans

You don't have to order thousands of pans to take advantage of our custom embossing services. Contact Chicago Metallic today to request pans stamped with your logo or other custom design.

