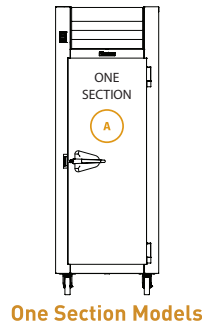


### G Series Accessory Kit Location Guide:

Each kit includes all necessary mounting hardware except where noted. All G Series accessory kits are pre-packaged for easy installation at the job site.



A

#### TRAYSLIDES

- G1ACC-TK1
- G1ACC-TK2
- G1ACC-TK4
- G13ACC-1EZ
- G13ACC-UEZ
- G13ACC-HDUEZ

#### SHELVES

- G1ACC-SHLF1
- G1ACC-SHLF2
- G1ACC-SHLF3
- G1ACC-SHLF4
- G1ACC-SHLF5
- G1ACC-SHLF6
- G12ACC-BTL1
- G1ACC-BTL5

DESCRIPTION	MODEL	REF/FRZ
<b>EZ-CHANGE KITS</b>		
(4) pairs #1 trayslides with pilasters per ½ section (top or bottom)	G13ACC-1EZ	Available
(3) pairs universal with pilasters per ½ section (top or bottom)	G13ACC-UEZ	Available
(3) pairs heavy duty universal with pilasters per ½ section (top or bottom)	G13ACC-HDUEZ	Available
<b>TRAYSLIDES</b>		
(8) pairs #1 trayslides includes pilasters per full section	G1ACC-TK1	Available
(2) pairs #4 trayslides includes pilasters per full section	G1ACC-TK2	Available
(7) pairs universal trayslides includes pilasters per full section	G1ACC-TK4	Available
<b>SHELVES</b>		
(3) epoxy coated shelves on pins	G1ACC-SHLF1	Available
(3) epoxy coated shelves on pilasters	G1ACC-SHLF2	Available
(1) epoxy coated shelf with pins & clips	G1ACC-SHLF5	Available
(5) bottle shelves with mounting hardware (glass door models only)	G1ACC-BTL5	Available
(1) bottle shelf with clips without mounting hardware (glass door models only)	G12ACC-BTL1	Available
OPTIONS	AVAILABILITY	
Export Crating	Available	

### OTHER ACCESSORY KITS – FOR ALL G SERIES REFRIGERATOR & FREEZER MODELS

DESCRIPTION	MODEL	AVAILABILITY
Set of (4) 6" high stainless steel legs	LK2	Available
Set of (4) 6" high casters, (2) with brakes	CK1	Available
Set of (4) 4 1/8" high casters, (2) with brakes	CK3	Available
Set of (4) 4-1/8" high casters, (2) with brakes (3 section models)	CK35	Available
Set of (4) 6" high casters (2) with brakes (3 section models)	CK36	Available
Set of (4) 6" stainless steel flanged legs	LK3	Available
(1) pair #1 type trayslides (Must order pilasters. Consult factory for other trayslide and pilaster kit options.)	GSACC-#1TS	Available
(1) pair #4 type trayslides (Must order pilasters. Consult factory for other trayslide and pilaster kit options.)	GSACC-#4TS	Available
(1) pair universal type trayslides (Must order pilasters. Consult factory for other trayslide and pilaster kit options.)*	GSACC-UVTS	Available
(1) pair EZ-Change #1 type trayslides (Must order pilasters. Consult factory for other trayslide and pilaster kit options.)*	GSACC-1EZ	Available
(1) pair EZ-Change universal type trayslides (Must order pilasters. Consult factory for other tray slide and pilaster kit options.)*	GSACC-UEZ	Available
(1) pair EZ-Change heavy duty universal type trayslides (Must order pilasters. Consult factory for other trayslide and pilaster kit options.)*	GSACC-HDUEZ	Available
(1) set pilasters and clips for shelves (Not applicable for trayslides)	GSACC-PLSTS	Available

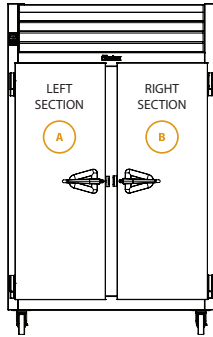


# G SERIES ACCESSORY KITS

## 2 Section Models

### G Series Accessory Kit Location Guide:

Each kit includes all necessary mounting hardware except where noted. All G Series accessory kits are pre-packaged for easy installation at the job site.



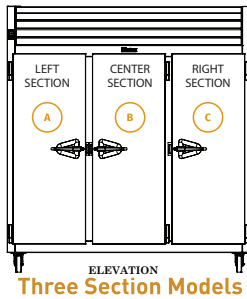
Two Section Models

A		B	
TRAYSLIDES	SHELVES	TRAYSLIDES	SHELVES
■ G23ACC-TK1LR	■ G23ACC-SHLF1	■ G23ACC-TK1LR	■ G23ACC-SHLF5
■ G23ACC-TK2LR	■ G23ACC-SHLF2	■ G23ACC-TK2LR	■ G23ACC-SHLF6
■ G23ACC-TK4LR	■ G23ACC-SHLF3	■ G23ACC-TK4LR	■ G23ACC-SHLF7
■ G23ACC-1EZ	■ G23ACC-SHLF4	■ G23ACC-1EZ	■ G23ACC-SHLF8
■ G23ACC-UEZ	■ G23ACC-SHLF9	■ G23ACC-UEZ	■ G23ACC-SHLF11
■ G23ACC-HDUEZ	■ G23ACC-SHLF10	■ G23ACC-HDUEZ	■ G23ACC-SHLF12
	■ G2ACC-BTL5		■ G2ACC-BTL5

DESCRIPTION	MODEL	REF/FRZ
<b>EZ-CHANGE KITS</b>		
LEFT AND RIGHT SECTION:		
(4) pairs #1 trayslides with pilasters per ½ section (top and bottom)	G23ACC-1EZ	Available
(3) pairs universal with pilasters per ½ section (top and bottom)	G23ACC-UEZ	Available
(3) pairs heavy duty universal with pilasters per ½ section (top and bottom)	G23ACC-HDUEZ	Available
<b>TRAYSLIDES</b>		
LEFT AND RIGHT SECTION:		
(8) pairs #1 trayslides (with pilasters) per full section	G23ACC-TK1LR	Available
(2) pairs #4 trayslides (with pilasters) per full section	G23ACC-TK2LR	Available
(7) pairs universal trayslides (with pilasters) per full section	G23ACC-TK4LR	Available
<b>SHELVES</b>		
LEFT SECTION:		
(3) epoxy coated shelves on pins	G23ACC-SHLF1	Available
(3) epoxy coated shelves on pilasters	G23ACC-SHLF2	Available
(3) clear coated shelves with pins	G23ACC-SHLF3	Available
(3) clear coated shelves with pilasters	G23ACC-SHLF4	Available
(1) epoxy coated shelf with pins & clips	G23ACC-SHLF9	Available
(1) clear coated shelf with pins & clips	G23ACC-SHLF10	Available
RIGHT SECTION:		
(3) epoxy coated shelves on pins	G23ACC-SHLF5	Available
(3) epoxy coated shelves on pilasters	G23ACC-SHLF6	Available
(3) clear coated shelves with pins	G23ACC-SHLF7	Available
(3) clear coated shelves with pilasters	G23ACC-SHLF8	Available
(1) epoxy coated shelf with pins & clips	G23ACC-SHLF11	Available
(1) clear coated shelf with pins & clips	G23ACC-SHLF12	Available
LEFT OR RIGHT SECTION:		
(1) bottle shelf with mounting hardware (glass door models only)	G2ACC-BTL1	Consult Factory
(5) bottle shelves with mounting hardware (glass door models only. Fits 1 section of a 2 section unit. Requires 2 kits to outfit both sections.)	G2ACC-BTL5	Available
<b>OPTIONS</b>		<b>AVAILABILITY</b>
Export Crating		Available

### G Series Accessory Kit Location Guide:

Each kit includes all necessary mounting hardware except where noted. All G-Series accessory kits are pre-packaged for easy installation at the job site.



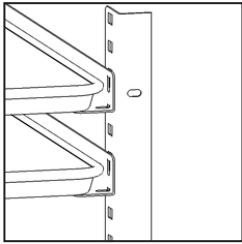
A		B		C	
TRAYSLIDES	SHELVES	TRAYSLIDES	SHELVES	TRAYSLIDES	SHELVES
■ G23ACC-TK1LR	■ G23ACC-SHLF1	■ G3ACC-TK1C	■ G3ACC-SHLF5	■ G23ACC-TK1LR	■ G23ACC-SHLF5
■ G23ACC-TK2LR	■ G23ACC-SHLF2	■ G3ACC-TK2C	■ G3ACC-SHLF6	■ G23ACC-TK2LR	■ G23ACC-SHLF6
■ G23ACC-TK4LR	■ G23ACC-SHLF3	■ G3ACC-TK4C	■ G3ACC-SHLF7	■ G23ACC-TK4LR	■ G23ACC-SHLF7
■ G23ACC-1EZ	■ G23ACC-SHLF9	■ G13ACC-1EZ	■ G3ACC-SHLF8	■ G23ACC-1EZ	■ G23ACC-SHLF8
■ G23ACC-UEZ	■ G23ACC-SHLF10	■ G13ACC-UEZ	■ G3ACC-SHLF15	■ G23ACC-UEZ	■ G23ACC-SHLF11
■ G23ACC-HDUEZ	■ G3ACC-BTL5-LR	■ G13ACC-HDUEZ	■ G3ACC-SHLF16	■ G23ACC-HDUEZ	■ G23ACC-SHLF12
			■ G3ACC-BTL5-C		■ G3ACC-BTL5-LR

DESCRIPTIONS	MODEL	REF/FRZ
<b>EZ-CHANGE KITS:</b>		
<b>LEFT AND RIGHT SECTIONS:</b>		
(4) pairs #1 trayslides with pilasters per ½ section (top and bottom)	G23ACC-1EZ	Available
(3) pairs universal with pilasters per ½ section (top and bottom)	G23ACC-UEZ	Available
(3) pairs heavy duty universal with pilasters per ½ section (top and bottom)	G23ACC-HDUEZ	Available
<b>CENTER SECTION:</b>		
(4) pairs #1 trayslides with pilasters per ½ section (top and bottom)	G13ACC-1EZ	Available
(3) pairs universal with pilasters per ½ section (top and bottom)	G13ACC-UEZ	Available
(3) pairs heavy duty universal with pilasters per ½ section (top and bottom)	G13ACC-HDUEZ	Available
<b>TRAYSLIDES:</b>		
<b>LEFT AND RIGHT SECTIONS:</b>		
(8) pairs #1 trayslides (with pilasters) per full section	G23ACC-TK1LR	Available
(2) pairs #4 trayslides (with pilasters) per full section	G23ACC-TK2LR	Available
(7) pairs universal trayslides (with pilasters) per full section	G23ACC-TK4LR	Available
<b>CENTER SECTION:</b>		
(8) pairs #1 trayslides (with pilasters) per full section	G3ACC-TK1C	Available
(2) pairs #4 trayslides (with pilasters) per full section	G3ACC-TK2C	Available
(7) pairs universal trayslides (with pilasters) per full section	G3ACC-TK4C	Available
<b>SHELVES:</b>		
<b>LEFT SECTION:</b>		
(3) epoxy coated shelves on pins	G23ACC-SHLF1	Available
(3) epoxy coated shelves on pilasters	G23ACC-SHLF2	Available
(3) clear coated shelves with pins	G23ACC-SHLF3	Available
(3) clear coated shelves with pilasters	G23ACC-SHLF4	Available
(1) epoxy coated shelf with pins & clips (for Left Section)	G23ACC-SHLF9	Available
(1) clear coated shelf with pins & clips	G23ACC-SHLF10	Available
<b>CENTER SECTION:</b>		
* (3) epoxy coated shelves on pins	G3ACC-SHLF5	Available
* (3) epoxy coated shelves on pilasters	G3ACC-SHLF6	Available
* (3) clear coated shelves with pins	G3ACC-SHLF7	Available
* (3) clear coated shelves with pilasters	G3ACC-SHLF8	Available
* (1) epoxy coated shelf with pins & clips (for Center Section)	G3ACC-SHLF15	Available
* (1) clear coated shelf with pins & clips	G3ACC-SHLF16	Available
* (5) bottle shelves with mounting hardware (glass door models only)	G3ACC-BTL5-C	Available
<b>RIGHT SECTION:</b>		
(3) epoxy coated shelves on pins	G23ACC-SHLF5	Available
(3) epoxy coated shelves on pilasters	G23ACC-SHLF6	Available
(3) clear coated shelves with pins	G23ACC-SHLF7	Available
(3) clear coated shelves with pilasters	G23ACC-SHLF8	Available
(1) epoxy coated shelf with pins & clips (for Right Section)	G23ACC-SHLF11	Available
(1) clear coated shelf with pins & clips	G23ACC-SHLF12	Available
<b>LEFT OR RIGHT SECTION:</b>		
(5) bottle shelves with mounting hardware (Glass door models only. Fits Left or Right section of a 3 section unit. Requires 2 kits to outfit both Left and Right sections.)	G3ACC-BTL5-LR	Available
<b>OPTIONS</b>		<b>AVAILABILITY</b>
Export Crating		Available

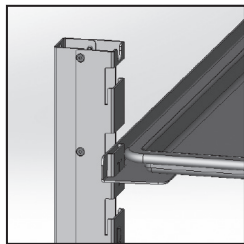
\*Fits 3 section models only

### TRAYSLIDES

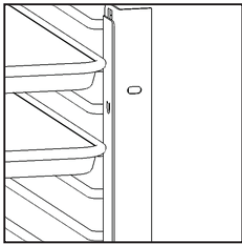
### EZ-CHANGE TRAYSLIDES



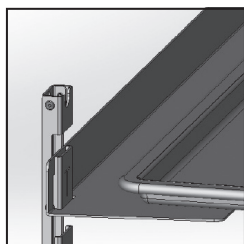
#1 Trayslides Standard



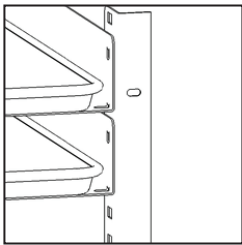
#1 Trayslides EZ-Change



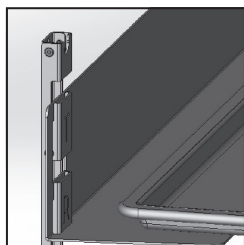
#4 Trayslides Standard



Universal Trayslides EZ-Change



Universal Trayslides Standard



Heavy-Duty Universal Trayslides EZ-Change

**NOTES:**

- For all after market parts call Traulsen parts department 800-825-8220.
- The above quantities represent the maximum amount of tray slides recommended by Traulsen to achieve best air circulation and refrigeration performance.
- Optional trayslides are not available for Compact Undercounter, and Prep Tables models
- EZ-Change Interior Universal Trayslides max weight 75 lbs. EZ-Change Heavy Duty Universal Trayslides max weight 125 lbs.
- All G Series accessory kits are pre-packaged for easy installation at the job site.

### TRAYSLIDES

DESCRIPTION	SPACING			
<b>#1 TRAYSLIDES</b>				
16 ga. stainless steel angle type for bottom support of: (1) 18" x 26" Pan or (2) 14" x 18" Pans	2"	3"	4"	5"
Behind full height door – all models	28	19	14	11
Behind upper half height door – all models	13	9	7	5
Behind lower half height door – all models	13	9	7	5
<b>#1 Trayslides – EZ-Change Interior</b>	2"	4"		
Behind full height door – all models	26	13		
Behind upper half height door	12	6		
Behind lower half height door	12	6		
<b>#4 TRAYSLIDES – STANDARD</b>	1-1/2"			
Plated steel rod type for rim support of: (1) 18" x 26" Pan (One pair of #4 trayslides accommodates one half section)				
Behind full height door – all models	38			
Behind upper half height door – all models	18			
Behind lower half height door – all models	18			
<b>UNIVERSAL TRAYSLIDES – STANDARD</b>				
16 ga. stainless steel angle type for bottom support of: (1) 18" x 26" Pan or (2) 14" x 18" Pans or (2) 12" x 20" Pans. For heated cabinets reduce available number of trayslides by 1 (full door and the upper section of a half-door)	4"	5"	6"	
Behind full height door – all models	14	11	9	
Behind upper half height door – all models	6	5	4	
Behind lower half height door – all models	7	5	4	
<b>Universal Trayslides – EZ-Change Interior</b>	2-1/4"	4-1/2"		
Behind full height door – all models	22	11		
Behind upper half height door	11	5		
Behind lower half height door	11	5		
<b>Heavy-Duty Universal Trayslides – EZ-Change Interior</b>	4-1/2"	9"		
Behind full height door – all models	10	5		
Behind upper half height door	5	2		
Behind lower half height door	5	2		

### SHELVES (SOME SHELVES ARE NOT AVAILABLE FOR G HEATED)

CAPACITY	STD.	MAX.
Behind full height door mounted on standard shelf pins	3	9
Behind half height door mounted on standard shelf pins	3	8
Behind full height door mounted on optional pilasters	3	13 (4" spacing)
Behind half height door mounted on optional pilasters	3	12 (4" spacing)