



PROJECT: _____
 ITEM # _____ QTY: _____
 MODEL # _____
 AIA # _____ SIS # _____

FLAKE ICE MAKER


FLAKE ICE MAKER

MF10800W90



Features and Benefits

- Use R290 for a more environmental and efficient refrigerant.
- Water-cooled condenser.
- Flake ice – best for preservation and presentation.
- Water sensor eliminates low or no water failures and operates in adverse water conditions.
- Rugged stainless-steel evaporator assembly ensures reliability.
- Maintenance-free, industrial-grade double roller bearings.
- Heavy-duty gearbox provides years of trouble-free service.
- Built-in, non-contact ice detection fail safe automatic shutoff.
- Load monitoring system constantly checks workload on gearbox shutting down system before a problem develops and preventing costly repairs.



ICE FORMS	
FLAKE ICE	-
	-



BIN CHART									
Model #	B40	B42	B55	B700-30	B110	B1000-48	B1300-48	B1325-60	B1660-60
capacity	344 lbs (156 kg)	351 lbs (160 kg)	510 lbs (232 kg)	680 lbs (308 kg)	854 lbs (388 kg)	1,000 lbs (454 kg)	1,320 lbs (599 kg)	1,325 lbs (601 kg)	1,660 lbs (753 kg)
width	30 in (762 mm)	22 in (559 mm)	30 in (762 mm)	30 in (762 mm)	48 in (1,219 mm)	48 in (1,219 mm)	48 in (1,219 mm)	60 in (1,524 mm)	60 in (1,524 mm)
Kit for combining wider bins with smaller models	KBT19	KBT24	KBT19	Kit Not Required	KBT23	Kit Not Required	Kit Not Required	Kit Not Required	Kit Not Required

See Ice-O-Matic Price List for Adapter Kits to combine ice makers with most available ice/beverage dispensers.



MF10800W90 shown atop of bin B42 (sold separately)

Warranty

- Ice Maker: **3 Years Parts and Labor**
- Compressor: **5 Years Parts**

Options & Accessories

Water Filter

- Manifold System IFQ1 gets replacement filter IOMQ (1)

11100 E. 45th Avenue • Denver, CO 80239

Phone: 1.866.PURE.ICE

www.iceomatic.com

Rev. 04/2026 Printed in U.S.A.

APPROVAL: _____ DATE: _____



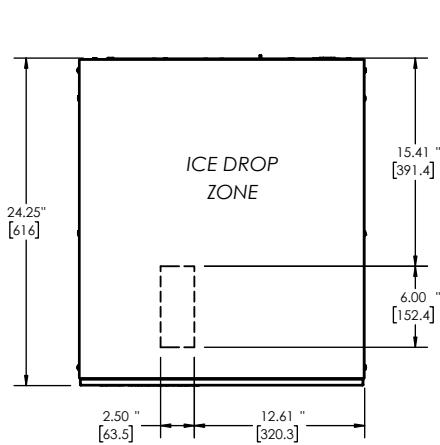
Ice-O-Matic

FLAKE ICE MAKER

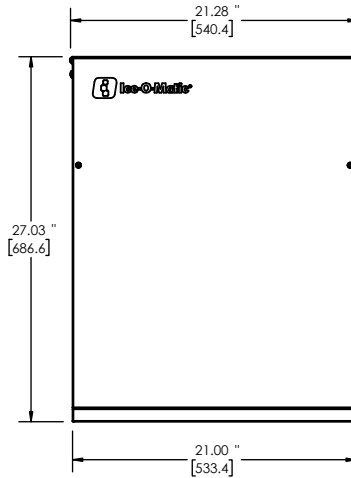
MFIO800W90

Line drawing note: Numbers with quote symbol " are in inches. Numbers enclosed in [brackets] are in millimeters.

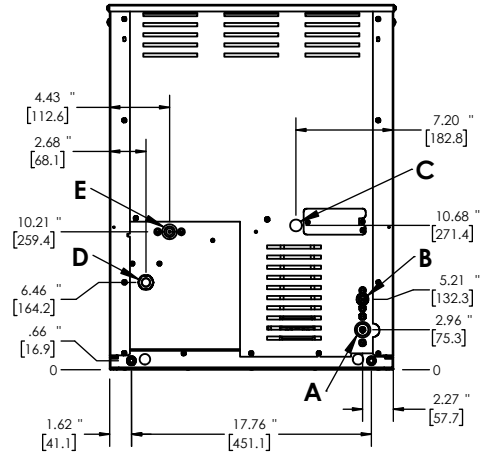
PLAN / TOP VIEW



ELEVATION / FRONT VIEW



UTILITIES / BACK VIEW



Water Cooled

- A. Ice Maker Drain, 3/4" FPT
- B. Ice Maker Potable Water Inlet, 3/8" FPT
- C. Electrical Connection, Junction Box
- D. Water Condenser Inlet, 3/8" FPT
- E. Water Condenser Outlet, 1/2" FPT

SPECIFICATIONS			
Model	MFIO800W90	Ice Production per 24 hrs	
Condensing Type	Water	70° air / 50° water lbs (kg)	90° air / 70° water lbs (kg)
Voltage/Hertz/Phase	115/60/1	767 (348)	625 (283)
Min. Circuit Amp	13.1 A	Water Usage gallons per 100 lbs of ice 90°F air / 70°F water	
Max Breaker Size	20 A	Potable	Condenser
KWH per 100 lbs of ice at 70°F air / 50°F water	2.20	12	100
KWH per 100 lbs of ice at 90°F air / 70°F water	2.8	Refrigeration Charge	
BTU (approx per hour)	8190	150 g	
Number of Wires	3 (including ground)	Refrigerant	
Refrigerant	R290A	R290A	
Refrigeration Charge	150 g		

OPERATING REQUIREMENTS		
	MINIMUM	MAXIMUM
Ambient Temp. Range Air	50°F (10°C)	100°F (38°C)
Water Temp	40°F (4°C)	100°F (38°C)
Water Pressure	20 PSIG (1.4 BAR)	80 PSIG (5.5 BAR)

DIMENSIONS		
Unit Width	21 in.	533 mm
Unit Depth	24 in.	610 mm
Unit Height	27 in.	686 mm
Shipping Weight	186 lbs / 84 kg	
Shipping Dimensions (in.)	27 (W) x 24 (D) x 32 (H)	
Shipping Dimensions (mm)	685.8 (W) x 609.6 (D) x 812.8 (H)	