



PROJECT: _____
 ITEM # _____ QTY: _____
 MODEL # _____
 AIA # _____ SIS # _____

ICE SERIES


ICE SERIES

ICE1506HR49



Features and Benefits

- Harvest Assist provides consistent ice production for the life of the ice maker while reducing energy consumption and increasing capacity.
- Durable, electroless nickel plating on all evaporator plates ensures reliability.
- Constructed from corrosion-resistant stainless steel.
- Comes equipped with ice level and ice deflectors for both bin and dispenser applications.
- High production 30" wide cuber.
- Pairs with the RC306C49 remote condenser and precharged linesets: RL49-25, RL49-40, and RL49-75..



ICE FORMS	
HALF CUBE	3/8 x 7/8 x 7/8 in.
	10 x 22 x 22 mm

BIN CHART									
Model #	B40	B42	B55	B700-30	B110	B1000-48	B1300-48	B1325-60	B1660-60
capacity	344 lbs (156 kg) 30 in (762 mm)	351 lbs (160 kg) 22 in (559 mm)	510 lbs (232 kg) 30 in (762 mm)	680 lbs (308 kg) 30 in (762 mm)	854 lbs (388 kg) 48 in (1,219 mm)	1,000 lbs (454 kg) 48 in (1,219 mm)	1,320 lbs (599 kg) 48 in (1,219 mm)	1,325 lbs (601 kg) 60 in (1,524 mm)	1,660 lbs (753 kg) 60 in (1,524 mm)
Kit for combining wider bins with smaller models	Kit Not Required	Not Compatible	Kit Not Required	Kit Not Required	BPF-1	Kit Not Required	Kit Not Required	Kit Not Required	Kit Not Required

See Ice-O-Matic Price List for Adapter Kits to combine ice makers with most available ice/beverage dispensers.



ICE1506HR49 shown atop of bin B55 (sold separately)

Warranty

- Ice Maker: **3 Years Parts and Labor**
- Evaporator and Compressor: **5 Years Parts**
- Evaporator: **7 Years Parts and Labor**
(if enrolled in the filter program for US & Canada)

Options & Accessories

- KCUBEDISPB for ice level control for a dispenser - verify adaptor with disp. manufacturer
- RC306C49 remote condenser

Water Filter

- Manifold System IFQ2 gets replacement filter IOMQ (2)

11100 E. 45th Avenue • Denver, CO 80239

Phone: 1.866.PURE.ICE

www.iceomatic.com

Rev. 04/2026 Printed in U.S.A.

APPROVAL: _____ DATE: _____



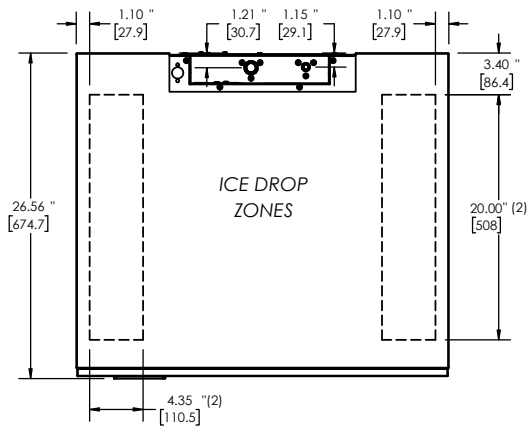
Ice-O-Matic

ICE SERIES

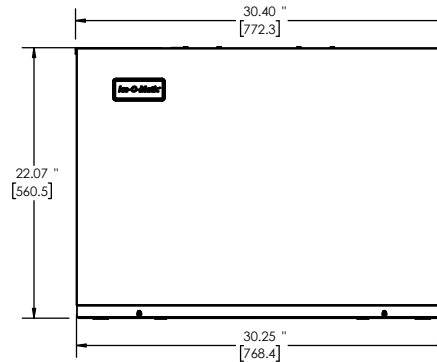
ICE1506HR49

Line drawing note: Numbers with quote symbol " are in inches. Numbers enclosed in [brackets] are in millimeters.

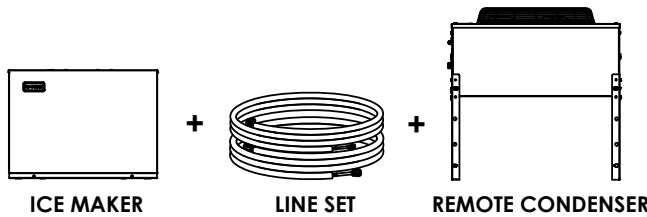
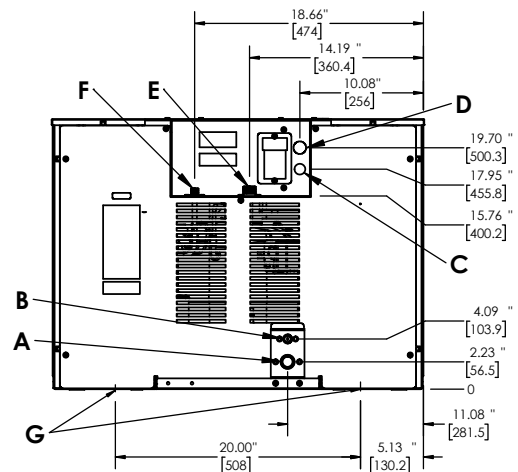
PLAN / TOP VIEW



ELEVATION / FRONT VIEW



UTILITIES / BACK VIEW



Remote Cooled

- A. Ice Maker Drain, 3/4" FPT
- B. Ice Maker Potable Water Inlet, 3/8" FPT
- C. Electrical Connection, 7/8" Hole
- D. Remote Condenser Electrical, 7/8" Hole
- E. Remote Condenser Discharge Line, 1/2" male quick connect for line set
- F. Remote Condenser Liquid Line, 3/8" male quick connect for line set
- G. Ice Maker Mounting Holes, Underside

SPECIFICATIONS	
Model	ICE1506HR49
Condensing Type	Remote
Voltage/Hertz/Phase	208-230/60/1
Min. Circuit Amp	18.3 A
Max Breaker Size	30 A
kWH per 100 lbs of ice at 70°F air / 50°F water	3.80
kWH per 100 lbs of ice at 90°F air / 70°F water	4.49
BTU (approx per hour)	21700
Number of Wires	3 (including ground)
Refrigerant	R449A
Refrigeration Charge	240 oz
Ice Production per 24 hrs	
70° air / 50° water lbs (kg)	90° air / 70° water lbs (kg)
1228 (557)	1047 (475)
Water Usage gallons per 100 lbs of ice 90°F air / 70°F water	
Potable	Condenser
21.1	N/A

OPERATING REQUIREMENTS		
	MINIMUM	MAXIMUM
Ambient Temp. Range Air	50°F (10°C)	100°F (38°C)
Water Temp	40°F (4°C)	100°F (38°C)
Water Pressure	20 PSIG (1.4 BAR)	80 PSIG (5.5 BAR)

DIMENSIONS		
Unit Width	30.4 in.	772 mm
Unit Depth	26.3 in.	668 mm
Unit Height	22.03 in.	560 mm
Shipping Weight	263 lbs / 119 kg	
Shipping Dimensions (in.)	33 (W) x 29 (D) x 29 (H)	
Shipping Dimensions (mm)	838.2 (W) x 736.6 (D) x 736.6 (H)	