



PROJECT: \_\_\_\_\_  
 ITEM # \_\_\_\_\_ QTY: \_\_\_\_\_  
 MODEL # \_\_\_\_\_  
 AIA # \_\_\_\_\_ SIS # \_\_\_\_\_

CUBE ICE MAKER


# CUBE ICE MAKER

## CIM1446HA49



### Features and Benefits

- Modular design with dual exhaust for flexible application and easy installation on top of bins or dispensers.
- Easy to clean with front facing evaporator.
- Dishwasher safe plastic components (up to 180°F).
- Easy and quick cleaning reducing operating costs.
- Simple to service with many common parts across all CIM machines.
- Harvest Assist provides consistent ice production for the life of the ice maker while reducing energy consumption and increasing capacity.
- Electroless nickel plating on all evaporator plates ensures reliability and durability.
- Constructed from corrosion-resistant and fingerprint-proof aluminum.



ICE FORMS	
HALF CUBE	3/8 x 7/8 x 7/8 in.
	10 x 22 x 22 mm



BIN CHART									
Model #	B40	B42	B55	B700-30	B110	B1000-48	B1300-48	B1325-60	B1660-60
capacity	344 lbs (156 kg)	351 lbs (160 kg)	510 lbs (232 kg)	680 lbs (308 kg)	854 lbs (388 kg)	1,000 lbs (454 kg)	1,320 lbs (599 kg)	1,325 lbs (601 kg)	1,660 lbs (753 kg)
width	30 in (762 mm)	22 in (559 mm)	30 in (762 mm)	30 in (762 mm)	48 in (1,219 mm)	48 in (1,219 mm)	48 in (1,219 mm)	60 in (1,524 mm)	60 in (1,524 mm)
Kit for combining wider bins with smaller models	Not Compatible	Not Compatible	Not Compatible	Not Compatible	Kit Not Required	Kit Not Required	Kit Not Required	Kit Not Required	Kit Not Required

See Ice-O-Matic Price List for Adapter Kits to combine ice makers with most available ice/beverage dispensers.



CIM1446HA49 shown atop of bin B110 (sold separately)

### Warranty

- Ice Maker: **3 Years Parts and Labor**
- Evaporator and Compressor: **5 Years Parts**
- Evaporator: **7 Years Parts and Labor** (if enrolled in the filter program for US & Canada)

### Options & Accessories

- KSI-1 - Safe Ice Module
- KCUBEDISPB for ice level control for a dispenser - verify adaptor with disp. manufacturer
- B110

### Water Filter

- Manifold System IFQ2 gets replacement filter IOMQ (2)

11100 E. 45th Avenue • Denver, CO 80239

Phone: 1.866.PURE.ICE

www.iceomatic.com

Rev. 04/2026 Printed in U.S.A.

APPROVAL: \_\_\_\_\_ DATE: \_\_\_\_\_



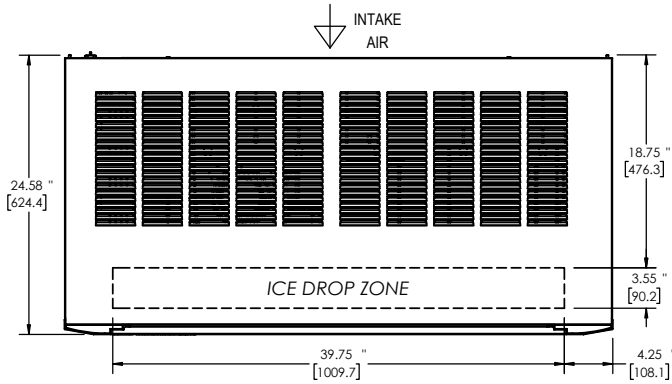
Ice-O-Matic

# CUBE ICE MAKER

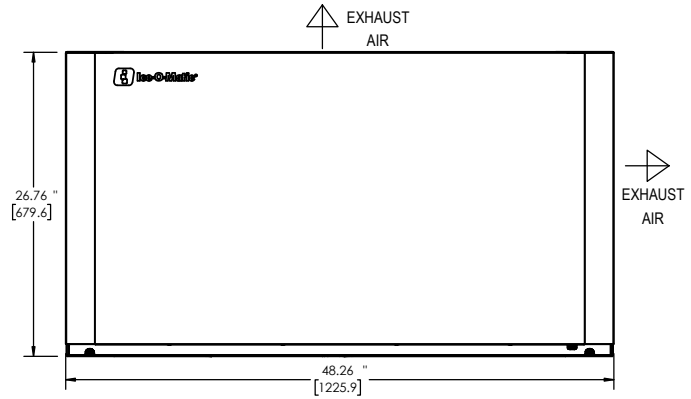
## CIM1446HA49

Line drawing note: Numbers with quote symbol " are in inches. Numbers enclosed in [brackets] are in millimeters.

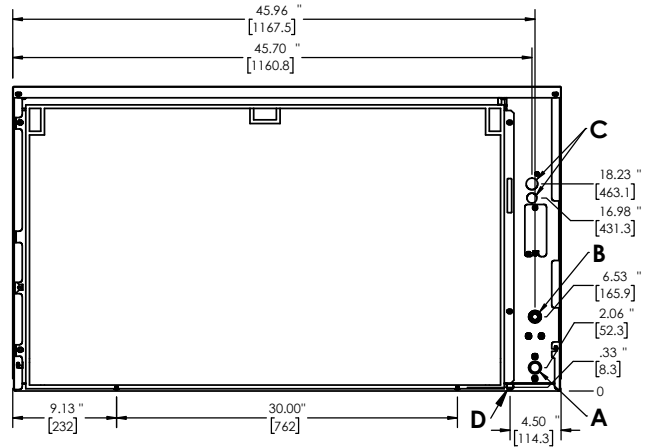
PLAN / TOP VIEW



ELEVATION / FRONT VIEW



UTILITIES / BACK VIEW



Air Cooled

- A. Ice Maker Drain, 3/4" FPT
- B. Ice Maker Potable Water Inlet, 3/8" FPT
- C. Electrical Connection,  $\Phi$ .875" [22.2] (2)
- D. Condensate Base Drain,  $\Phi$ .50" [12.7]

SPECIFICATIONS	
Model	CIM1446HA49
Condensing Type	Air
Voltage/Hertz/Phase	208-230/60/1
Min. Circuit Amp	18.9 A
Max Breaker Size	30 A
kWH per 100 lbs of ice at 70°F air / 50°F water	3.10
kWH per 100 lbs of ice at 90°F air / 70°F water	4.22
BTU (approx per hour)	23400
Number of Wires	3 (including ground)
Refrigerant	R449A
Refrigeration Charge	58 oz
<b>Ice Production per 24 hrs</b>	
70° air / 50° water lbs (kg)	90° air / 70° water lbs (kg)
1600 (726)	1212 (550)
<b>Water Usage gallons per 100 lbs of ice 90°F air / 70°F water</b>	
Potable	Condenser
15.2	N/A

OPERATING REQUIREMENTS		
	MINIMUM	MAXIMUM
Ambient Temp. Range Air	50°F (10°C)	100°F (38°C)
Water Temp	40°F (4°C)	100°F (38°C)
Water Pressure	20 PSIG (1.4 BAR)	80 PSIG (5.5 BAR)

DIMENSIONS		
Unit Width	48.25 in.	1226 mm
Unit Depth	24.25 in.	616 mm
Unit Height	26.8 in.	681 mm
Shipping Weight	318 lbs / 144 kg	
Shipping Dimensions (in.)	51 (W) x 27 (D) x 33 (H)	
Shipping Dimensions (mm)	1295.4 (W) x 685.8 (D) x 838.2 (H)	



PROJECT: \_\_\_\_\_  
 ITEM # \_\_\_\_\_ QTY: \_\_\_\_\_  
 MODEL # \_\_\_\_\_  
 AIA # \_\_\_\_\_ SIS # \_\_\_\_\_

**BINS & DISPENSERS**

## B110




### Features and Benefits

- Durable gray granite bin liner insulated with environmentally friendly foam for maximum ice preservation
- Multiple bin tops provide an easy solution for mounting ice makers on different sized bins
- Includes ice scoop and built-in, internal holder for efficiency and sanitation
- Durable aluminum finish



STORAGE CAPACITY	
Capacity	854 lbs (387 kg)
Width	48 in (1219 mm)



### Warranty

- 2 Years Parts and Labor

**BIN COMPATIBILITY CHART**

Bin Model #	Cube Ice Makers / CIM			Pearl, Quartz, and Flake Ice Makers / GEM, HEM, MFI	
	22"	30"	48"	21"	30"
B42	■	-	-	■ KBT24	-
B40	■ KBT19	■	-	■ KBT19	■
B55	■ KBT19	■	-	■ KBT19	■
B110	■ KBT23C	■ BPF-1	■	■ KBT23	■ BPF-1

■ = Compatible    ■ = Compatible, but adapter needed

Specifications are subject to change without prior notice.

11100 E. 45th Avenue • Denver, CO 80239

Phone: 1.866.PURE.ICE

www.iceomatic.com

Rev. 05/2026 Printed in U.S.A.

APPROVAL: \_\_\_\_\_ DATE: \_\_\_\_\_



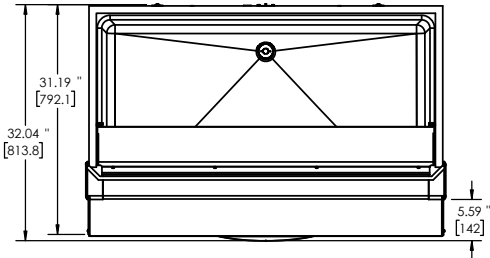
Ice-O-Matic

# BINS & DISPENSERS

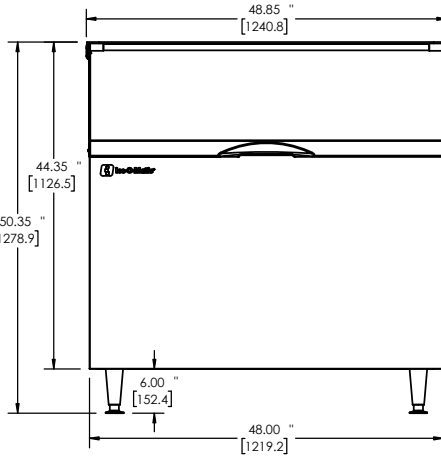
## B110

Line drawing note: Numbers with quote symbol " are in inches. Numbers enclosed in [brackets] are in millimeters.

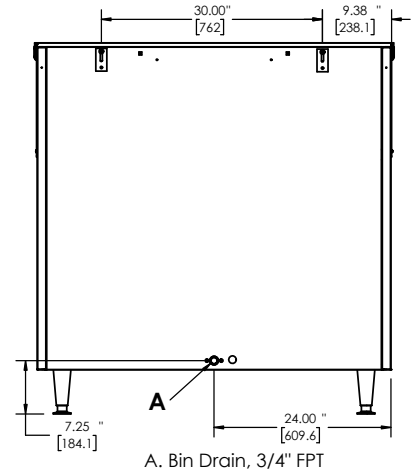
PLAN / TOP VIEW



ELEVATION / FRONT VIEW

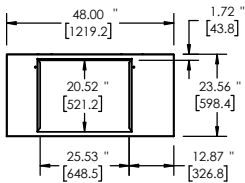


UTILITIES / BACK VIEW

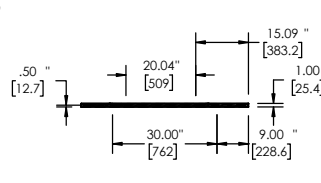


A. Bin Drain, 3/4" FPT

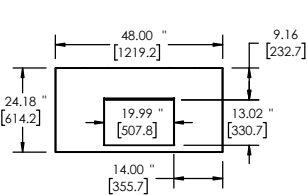
PLAN / TOP VIEW



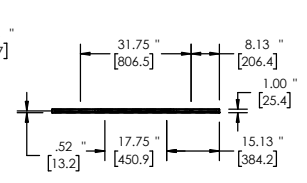
ELEVATION / FRONT VIEW



PLAN / TOP VIEW



ELEVATION / FRONT VIEW

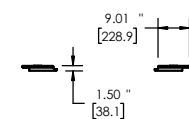
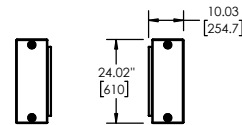
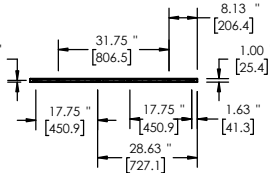
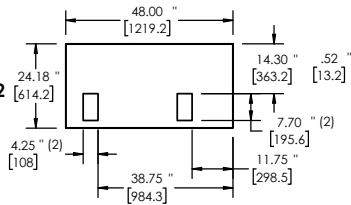


BIN TOP KITS  
KBT5

KBT23

KBT222

BPF-1



DIMENSIONS	
Bin Storage	854 lbs / 387 kg
Unit Width	48 in. / 1219 mm
Unit Depth	31 in. / 787 mm
Unit Height	50 in. / 1270 mm
Shipping Weight	163 lbs / 74 kg
Shipping Dimensions (in.)	51 (W) x 34 (D) x 51 (H)
Shipping Dimensions (mm)	1295.4 (W) x 863.6 (D) x 1295.4 (H)

We reserve the right to change specifications and product design without notice. Such revisions do not entitle the buyer to corresponding changes, improvements, additions or replacements for previously purchased equipment.