



Camshelving® Premium Series

Stationary Starter & Add-On Units 4 or 5 Vented and Solid Shelves (3 vented + 1 solid or 4 vented + 1 solid)

HEIGHT	DEPTHS	LENGTHS
1	3	8
84"	18"	24" 48"
	21"	30" 54"
	24"	36" 60"
		42" 72"

- **Starter Units include:**
2 factory assembled post kits, 8 shelf traverses and shelf plates.
- **Add-On Units include:**
1 factory assembled post kit, 8 shelf traverses and shelf plates.

All 84" high units ship in separate post kits (unassembled) and shelf kits due to overall unit weight.



Features & Benefits

- Designed for use in high-volume operations with constant loading of heavy products and frequent daily deliveries.
- Use in walk-in coolers, freezers, dry storage, warewashing areas, loading docks or front of the house. Withstands storage temperatures -36° to 190°F (-38° to 88°C). Impervious to moisture, chemicals, salt, food acids and humidity.
- Install solid shelf on bottom to prevent water/cleaning liquid from sloshing onto products. Install on top to protect product on lower shelves from cooler condensation.
- Posts and traverses have a steel core and smooth polypropylene exterior for superior strength and durability. Traverse dovetails are molded into posts.
- Smooth polypropylene shelf plates contain Camguard, an antimicrobial technology that inhibits the growth of mold, fungus and bacteria that may cause odors, stains and product degradation.
- Shelving Units interconnect in straight lines with shared posts. Uniquely engineered Post Connectors offer exceptional cross stabilization. Weight bearing is uncompromised and space is maximized. No add-on clips or "S" hooks required.
- Use corner connectors to add shelves in corners or to install intermediate shelves between 2 starter units. Unique patented design ensures maximum space utilization.
- Posts and traverses wipe clean. Traverses and shelf plates remove easily for cleaning.
- Shelf traverses can be removed and adjusted at 4" (10,2 cm) increments.
- Sturdy reinforced nylon foot adjusts easily to level units.
- Requires some assembly with minimal parts. Use a rubber mallet only.
- Lifetime warranty against rust and corrosion (posts, traverses and shelf plates).
- Available in 1 color – Speckled Gray (480).



Information and specifications are subject to change without notice. Please confirm at time of order.

© Cambro Manufacturing Company 5801 Skylab Road, Huntington Beach, California 92647-2056, U.S.A.

Telephone 714 848 1555 Toll Free 800 854 7631

Customer Service 800 833 3003

Email: customerservice@cambro.com

Printed in USA. REV. 08/16

Item No. _____

Quantity _____

AIA File / Spec No. _____

Job _____



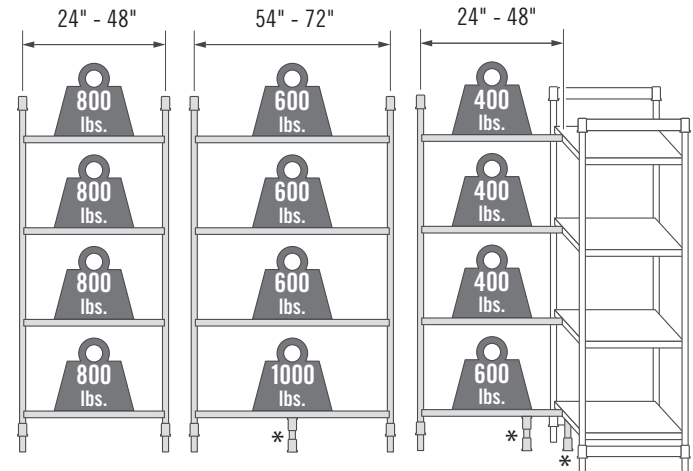
Stationary Starter Unit



Stationary Add-On Unit

4 Shelf Unit Weight Bearing Chart

Single Unit Single Unit with Dunnage Stand Corner Unit with 2 Dunnage Stands



3200 lbs.
Maximum
Unit Capacity

2800 lbs.
Maximum
Unit Capacity

1800 lbs.
Maximum
Unit Capacity

* Dunnage Stands add stability and increase weight bearing capacity on bottom shelf only. Add to any shelf length. Highly recommended for Starter Units 54" and longer, all Corner Units, U-Shape Units and units specified for heavier loads.

Approvals



COMPONENT

Post Connectors, Corner Connectors, Seismic Foot, Wall Fastener, Identification Tags, Security Cages, Tray Slide Rack, Shelf Rails, Divider Bars, High Density Track and Extension Kits are not NSF Listed.

Camshelving® Premium Series

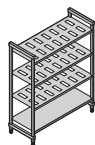
Stationary Starter & Add-On Units 4 or 5 Vented and Solid Shelves (3 vented + 1 solid or 4 vented + 1 solid)

VS4PKG

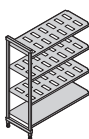
4-Shelf Units (3 Vented + 1 Solid)

84"
HEIGHT

Starter



Add-On



18"
DEPTH

LENGTH	CODE
24"	CPU182484VS4PKG
30"	CPU183084VS4PKG
36"	CPU183684VS4PKG
42"	CPU184284VS4PKG
48"	CPU184884VS4PKG
54"	CPU185484VS4PKG
60"	CPU186084VS4PKG
72"	CPU187284VS4PKG

LENGTH	CODE
22½"	CPA182484VS4PKG
28¾"	CPA183084VS4PKG
34¼"	CPA183684VS4PKG
40¼"	CPA184284VS4PKG
46¼"	CPA184884VS4PKG
52¼"	CPA185484VS4PKG
58¼"	CPA186084VS4PKG
70¼"	CPA187284VS4PKG

21"
DEPTH

24"	CPU212484VS4PKG
30"	CPU213084VS4PKG
36"	CPU213684VS4PKG
42"	CPU214284VS4PKG
48"	CPU214884VS4PKG
54"	CPU215484VS4PKG
60"	CPU216084VS4PKG
72"	CPU217284VS4PKG

22½"	CPA212484VS4PKG
28¾"	CPA213084VS4PKG
34¼"	CPA213684VS4PKG
40¼"	CPA214284VS4PKG
46¼"	CPA214884VS4PKG
52¼"	CPA215484VS4PKG
58¼"	CPA216084VS4PKG
70¼"	CPA217284VS4PKG

24"
DEPTH

24"	CPU242484VS4PKG
30"	CPU243084VS4PKG
36"	CPU243684VS4PKG
42"	CPU244284VS4PKG
48"	CPU244884VS4PKG
54"	CPU245484VS4PKG
60"	CPU246084VS4PKG
72"	CPU247284VS4PKG

22½"	CPA242484VS4PKG
28¾"	CPA243084VS4PKG
34¼"	CPA243684VS4PKG
40¼"	CPA244284VS4PKG
46¼"	CPA244884VS4PKG
52¼"	CPA245484VS4PKG
58¼"	CPA246084VS4PKG
70¼"	CPA247284VS4PKG

Color: Speckled Gray (480).

Optional Accessories

- ☐ Corner Connector Sets
- ☐ Bottom Shelf Dunnage Stands (Low or Tall)
- ☐ Shelf Identification Tags
- ☐ Wall Fastener
- ☐ Seismic Foot
- ☐ Shelf Divider Panel
- ☐ Shelf Divider Bars (Straight or Angled)
- ☐ Shelf Rails (Single or Double)
- ☐ Tray Sliding Rack
- ☐ Single Shelf Security Cage
- ☐ Full Wrap Security Cage
- ☐ Shelf Traverses (Single or Double)
- ☐ Drying and Storage Cradles

Item No. _____

Quantity _____

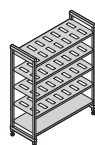
AIA File / Spec No. _____

Job _____

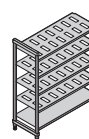
VS5PKG

5-Shelf Units (4 Vented + 1 Solid)

Starter



Add-On



LENGTH	CODE
24"	CPU182484VS5PKG
30"	CPU183084VS5PKG
36"	CPU183684VS5PKG
42"	CPU184284VS5PKG
48"	CPU184884VS5PKG
54"	CPU185484VS5PKG
60"	CPU186084VS5PKG
72"	CPU187284VS5PKG

LENGTH	CODE
22½"	CPA182484VS5PKG
28¾"	CPA183084VS5PKG
34¼"	CPA183684VS5PKG
40¼"	CPA184284VS5PKG
46¼"	CPA184884VS5PKG
52¼"	CPA185484VS5PKG
58¼"	CPA186084VS5PKG
70¼"	CPA187284VS5PKG

24"	CPU212484VS5PKG
30"	CPU213084VS5PKG
36"	CPU213684VS5PKG
42"	CPU214284VS5PKG
48"	CPU214884VS5PKG
54"	CPU215484VS5PKG
60"	CPU216084VS5PKG
72"	CPU217284VS5PKG

22½"	CPA212484VS5PKG
28¾"	CPA213084VS5PKG
34¼"	CPA213684VS5PKG
40¼"	CPA214284VS5PKG
46¼"	CPA214884VS5PKG
52¼"	CPA215484VS5PKG
58¼"	CPA216084VS5PKG
70¼"	CPA217284VS5PKG

24"	CPU242484VS5PKG
30"	CPU243084VS5PKG
36"	CPU243684VS5PKG
42"	CPU244284VS5PKG
48"	CPU244884VS5PKG
54"	CPU245484VS5PKG
60"	CPU246084VS5PKG
72"	CPU247284VS5PKG

22½"	CPA242484VS5PKG
28¾"	CPA243084VS5PKG
34¼"	CPA243684VS5PKG
40¼"	CPA244284VS5PKG
46¼"	CPA244884VS5PKG
52¼"	CPA245484VS5PKG
58¼"	CPA246084VS5PKG
70¼"	CPA247284VS5PKG

Architect Specs

Posts and Traverses: Internal steel core, reinforced polypropylene exterior.
Post Connectors: Reinforced polypropylene.
Shelf Plates: Reinforced polypropylene with Camguard™ antimicrobial.
Corner Connectors: Reinforced nylon.
Adjustable Foot: Reinforced nylon.

Approvals



COMPONENT

Post Connectors, Corner Connectors, Seismic Foot, Wall Fastener, Identification Tags, Security Cages, Tray Slide Rack, Shelf Rails, Divider Bars, High Density Track and Extension Kits are not NSF Listed.

PS7

CAMBRO
TRUSTED FOR GENERATIONS™
www.cambro.com

Information and specifications are subject to change without notice. Please confirm at time of order.

© Cambro Manufacturing Company 5801 Skylab Road, Huntington Beach, California 92647-2056, U.S.A.

Telephone 714 848 1555 Toll Free 800 854 7631

Customer Service 800 833 3003

Email: customerservice@cambro.com

Printed in USA. REV. 08/16

0081602