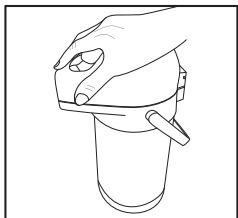
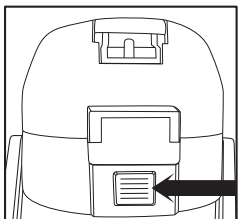


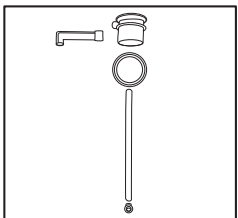
Airpot Cleaning Instructions



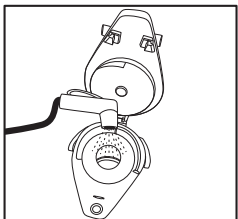
1. Press the lid release buttons to open the lid.



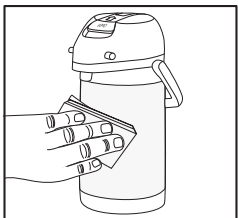
2. Press the lid detach button to completely detach the lid. Remove the lid assembly.



3. Remove the drip through assembly. Detach the down tube, spout, and gasket. Clean with warm water, mild detergent, and a brush.



4. Clean the interior of the tank with warm water and nonabrasive mild detergent and rinse thoroughly. Reassemble in reverse order.



5. Wipe the exterior of the unit with warm water and nonabrasive mild detergent and rinse thoroughly.

DO NOT put airpot in dishwasher.

DO NOT allow chlorine-based cleaners to remain in tank.

DO NOT submerge entire unit in water.