

Heated Holding

Drawer Warmers

500-1D	500-1DN
500-2D	500-2DN
500-2DI	500-3DN
500-3D	



Manufacturer's Information

Copyright © Copyright 09/2022 by Alto-Shaam, Inc.
 All rights reserved.
 This manual or any portion thereof may not be reproduced or used in any manner whatsoever without the express written permission of Alto-Shaam, Inc

Trademarks All trademarks referenced in this documentation are the property of their respective owners.

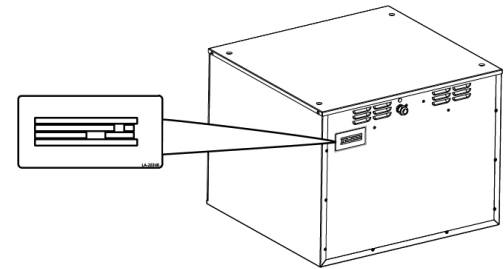
Manufacturer Alto-Shaam, Inc.
 P.O. Box 450
 W164 N9221 Water Street
 Menomonee Falls, WI 53052

Models Covered

500-1D	500-1DN
500-2D	500-2DN
500-2DI	500-3DN
500-3D	

Serial Number The unit serial number is required for ordering the correct service parts.
 Record the unit serial number in the space provided below.

Serial Number



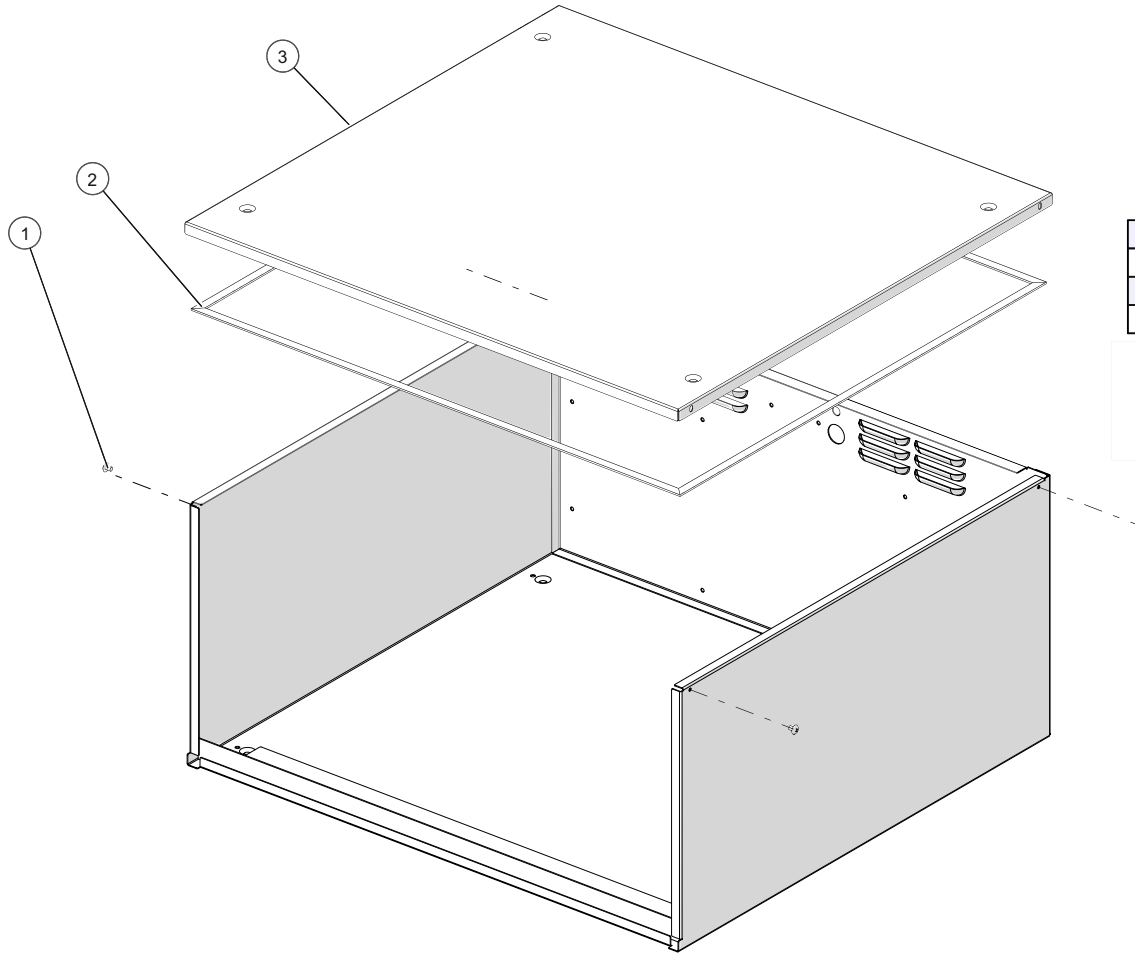
Parts Ordering Information Original manufacturer's replacement parts may be ordered directly from the Alto-Shaam network of Authorized Service Agents and Parts Distributors. Follow this link for a map to a local partner: <https://www.alto-shaam.com/en/how-to-buy>. If you are an Authorized Service Agent or Parts Distributor, please submit your purchase order to parts@alto-shaam.com.

Non-OEM parts may be substituted; however, these parts must be of equal quality and specifications as those provided by Alto-Shaam.

Table of Contents

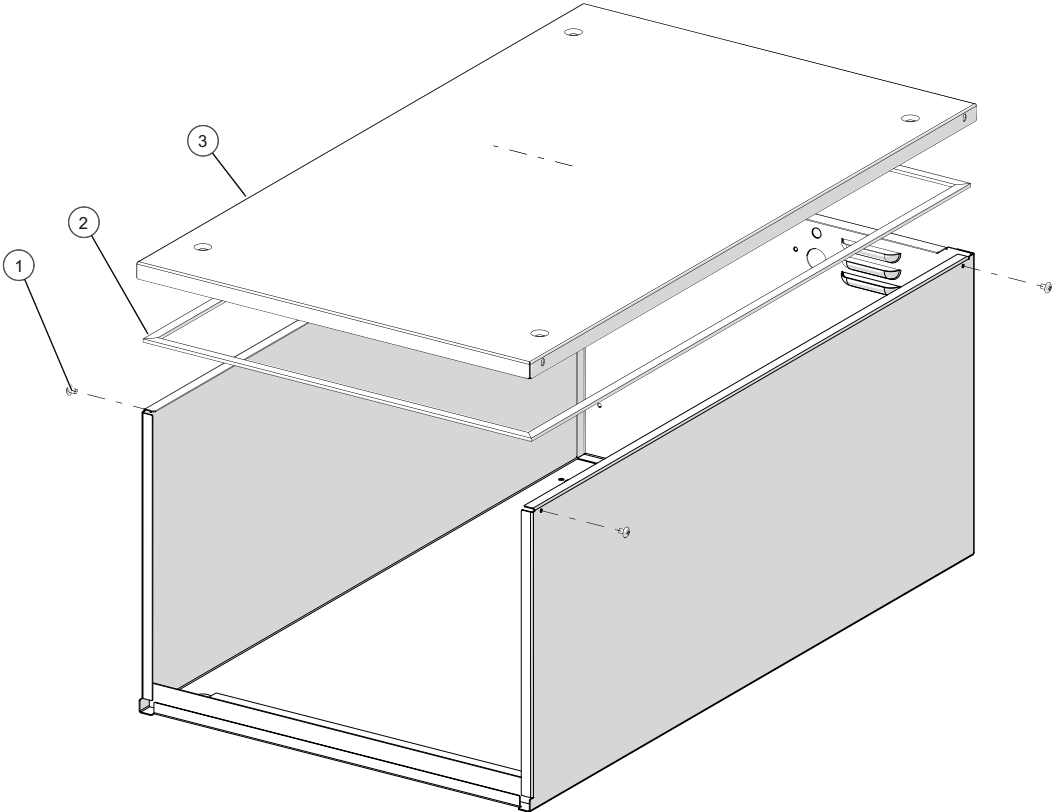
Manufacturer’s Information	2	Control Package “A”, 120V, 500-3D.....	30
Table of Contents	3	Control Package “A”, 120V, 500-3DN.....	31
Exterior Panel Package “A”, 500-1D	4	Control Package “B”, 208-240V, 500-3D	32
Exterior Panel Package “A”, 500-1DN	5	Control Package “B”, 208-240V, 500-3DN	33
Exterior Panel Package “A”, 500-2D	6	Control Package “C”, 230V, 500-3D.....	34
Exterior Panel Package “A”, 500-2DI	7	Control Package “C”, 230V, 500-3DN.....	35
Exterior Panel Package “B”, 500-2DI.....	8	Control Package “D”, 230V, 500-3D (UK)	36
Exterior Panel Package “A”, 500-2DN	9	Control Package “D”, 230V, 500-3DN (UK)	37
Exterior Panel Package “A”, 500-3D	10	Cavity Package “A”, 500-1D.....	38
Exterior Panel Package “A”, 500-3DN	11	Cavity Package “A”, 500-1DN.....	39
Control Package “A”, 120V, 500-1D	12	Cavity Package “A”, 500-2D.....	40
Control Package “A”, 120V, 500-1DN	13	Cavity Package “A”, 500-2DI.....	41
Control Package “B”, 208-240V, 500-1D.....	14	Cavity Package “A”, Standard, 500-2DI.....	42
Control Package “B”, 208-240V, 500-1DN.....	15	Cavity Package “A”, 500-2DN	43
Control Package “C”, 230V, 500-1D	16	Cavity Package “A”, 500-3D.....	44
Control Package “C”, 230V, 500-1DN	17	Cavity Package “A”, 500-3DN.....	45
Control Package “D”, 230V, 500-1D (UK).....	18	Drawer Assembly, D Series, Non-Vented.....	46
Control Package “D”, 230V, 500-1DN (UK).....	19	Drawer Assembly, D Series, Vented	47
Control Package “A”, 120V, 500-2DN	20	Drawer Assembly, DN Series, Non-Vented.....	48
Control Package “A”, 120V, 500-2DI.....	21	Drawer Assembly, DN Series, Vented	49
Control Package “B”, 208-240V, 500-2D.....	22	Kit, 500-DS Vented Drawer Frame OS	50
Control Package “B”, 208-240V, 500-2DN.....	23	Fan/Bracket Assembly Service Kits.....	51
Control Package “B”, 208-240V, 500-2DI	24	Trim Kits.....	52
Control Package “C”, 230V, 500-2D	25	Leg/Caster Stand Assemblies.....	53
Control Package “C”, 230V, 500-2DN	26	Cordsets.....	54
Control Package “C”, 230V, 500-2DI.....	27		
Control Package “D”, 230V, 500-2D (UK).....	28		
Control Package “D”, 230V, 500-2DN (UK).....	29		

Exterior Panel Package "A", 500-1D




ID	Part No.	Description
1	SC-2459	8-32 x 1/4" PHIL SCREW
2	GS-23622	GASKET, ADHSV .375W X.125T X92L
3	1012473	COVER, TOP

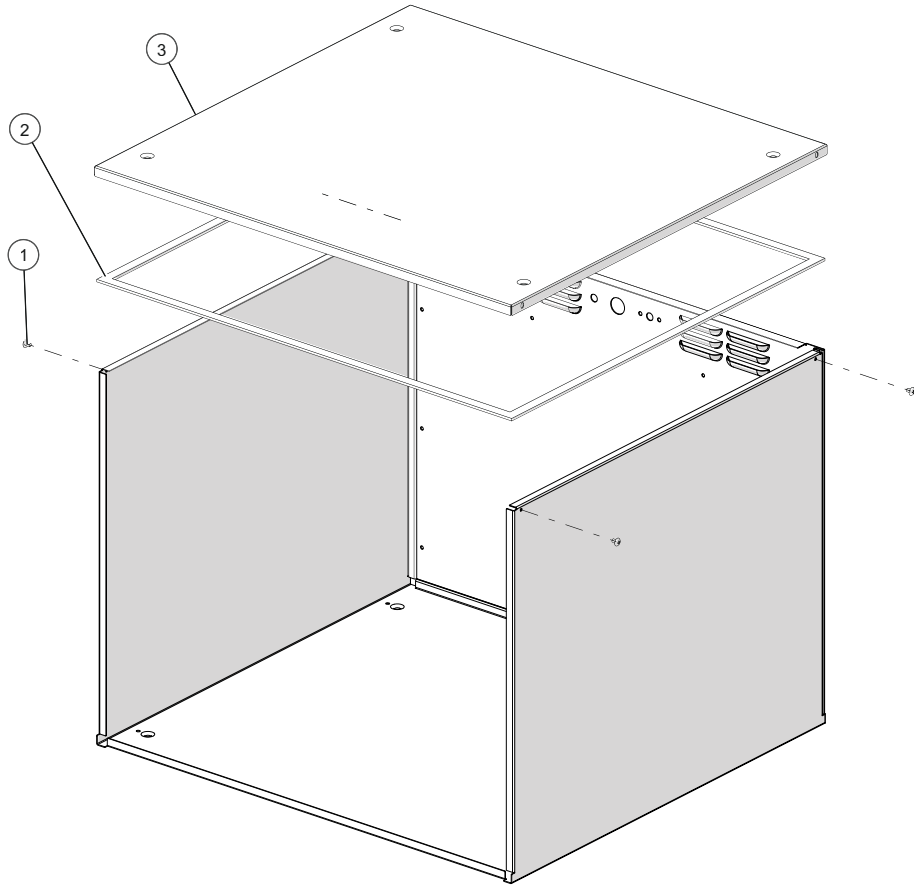
Exterior Panel Package "A", 500-1DN




ID	Part No.	Description
1	SC-2459	8-32 x 1/4" PHIL SCREW
2	GS-23622	GASKET, ADHSV .375W X.125T X96"L
3	1012779	500-1,2,3DN TOP COVER



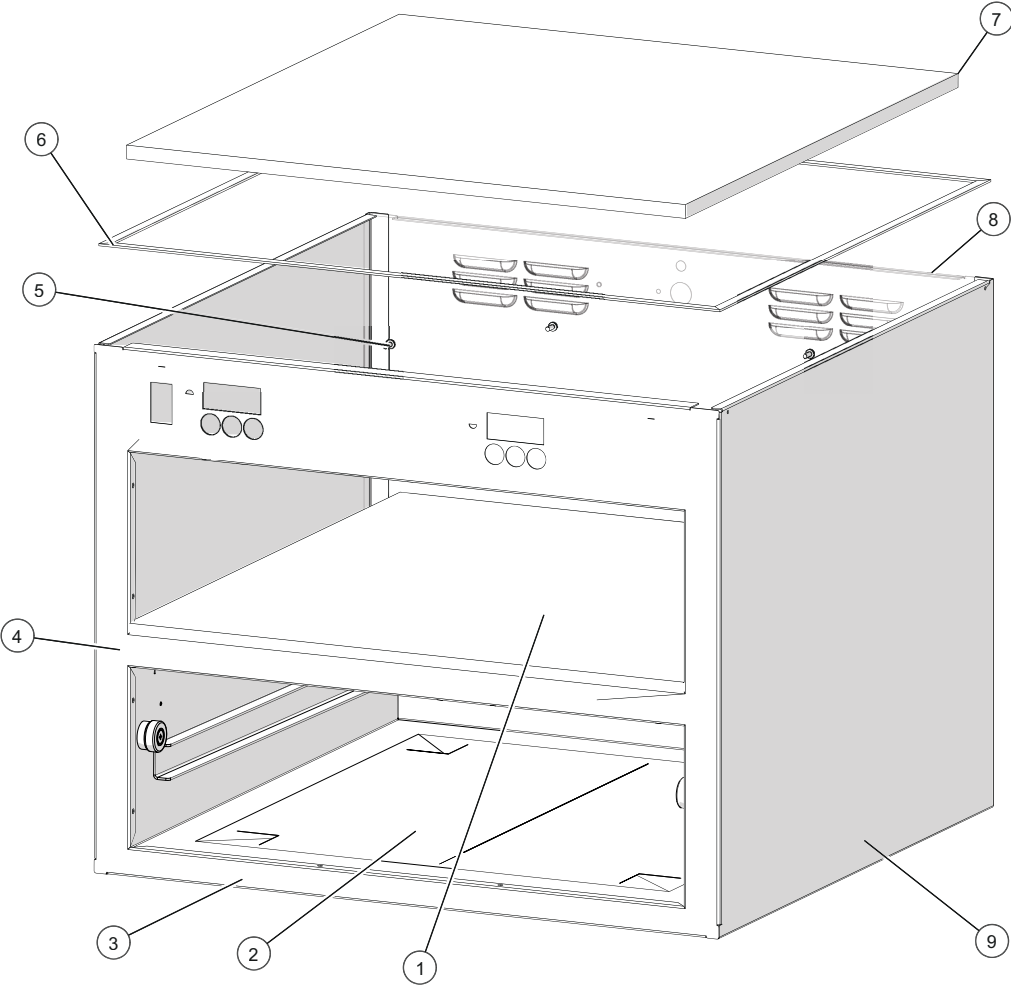
Exterior Panel Package "A", 500-2D




ID	Part No.	Description
1	SC-2459	8-32 x 1/4" PHIL SCREW
2	GS-23622	GASKET, ADHESIVE, 0.125" X 0.375" X 94"
3	1012473	COVER, TOP



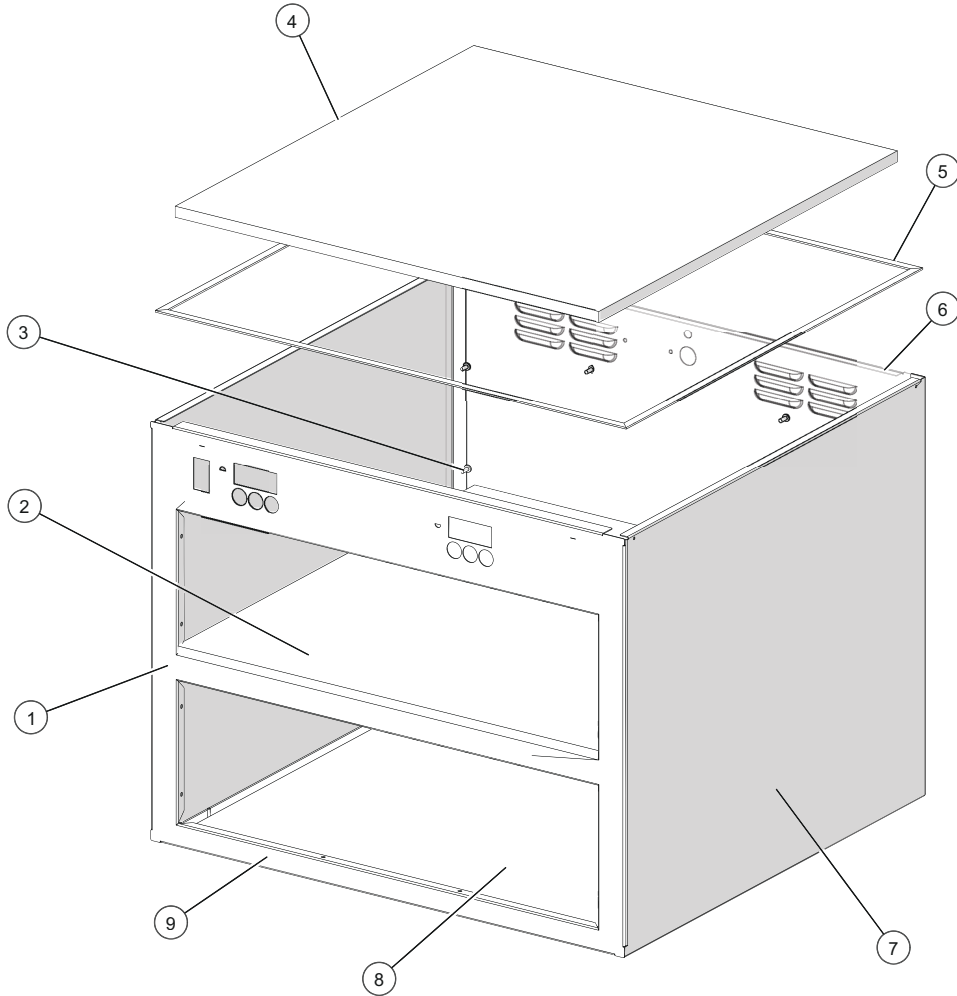
Exterior Panel Package "A", 500-2DI



ID	Part No.	Description
1	IN-2381	INSUL, 1.5" THICK, 22.5 X 21.7
2	1017521	INSULATION, BOTTOM
3	1033406	GUTTER
4	1037393	TRIM, CONTROL, ELAN
5	SC-22273	SCREW,M4x0.7X10MM PAN
6	GS-23622	GSKT, ADHSV .375W X.125T X94L
7	1022418	INSULATION,500D,TOP
8	1034365	TRIM, REAR
9	1037415	CASING, OUTER

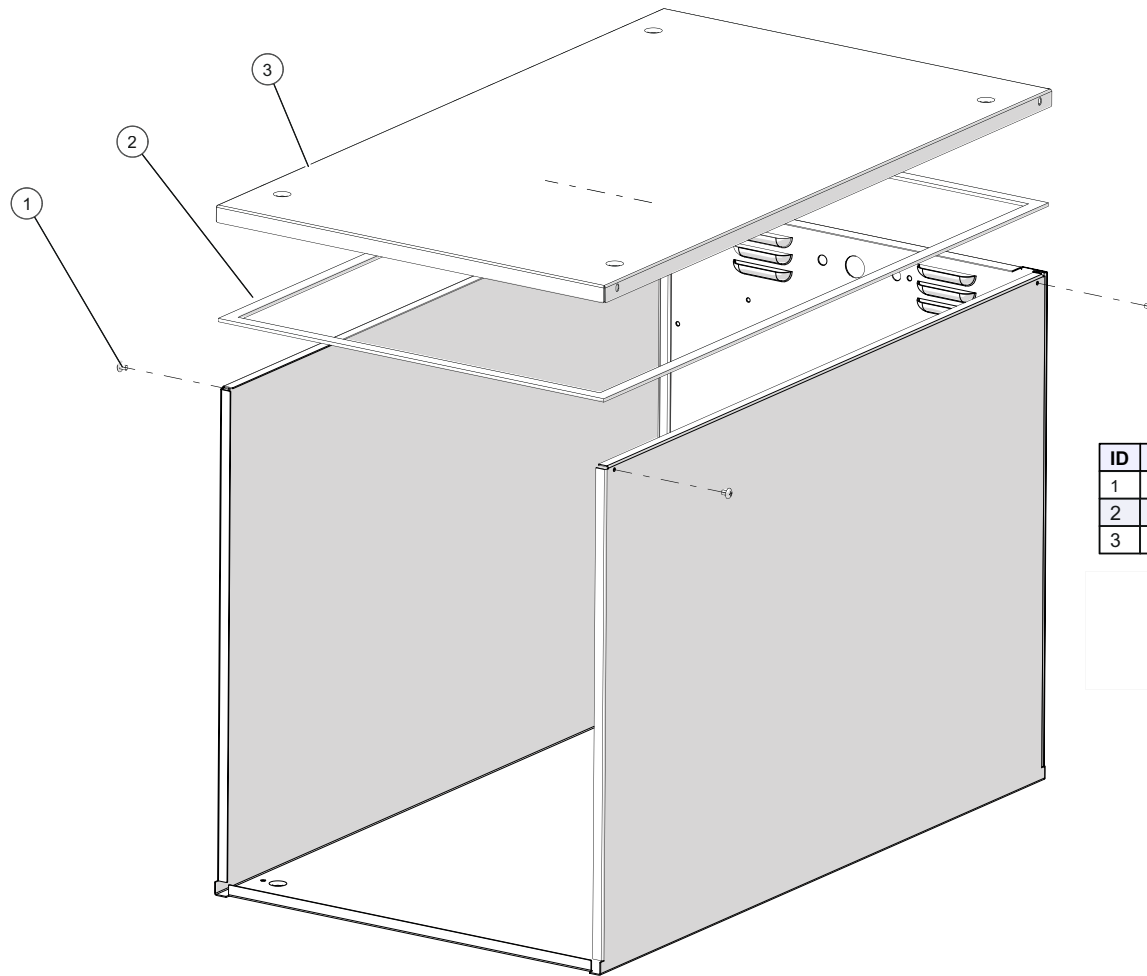


Exterior Panel Package "B", 500-2DI



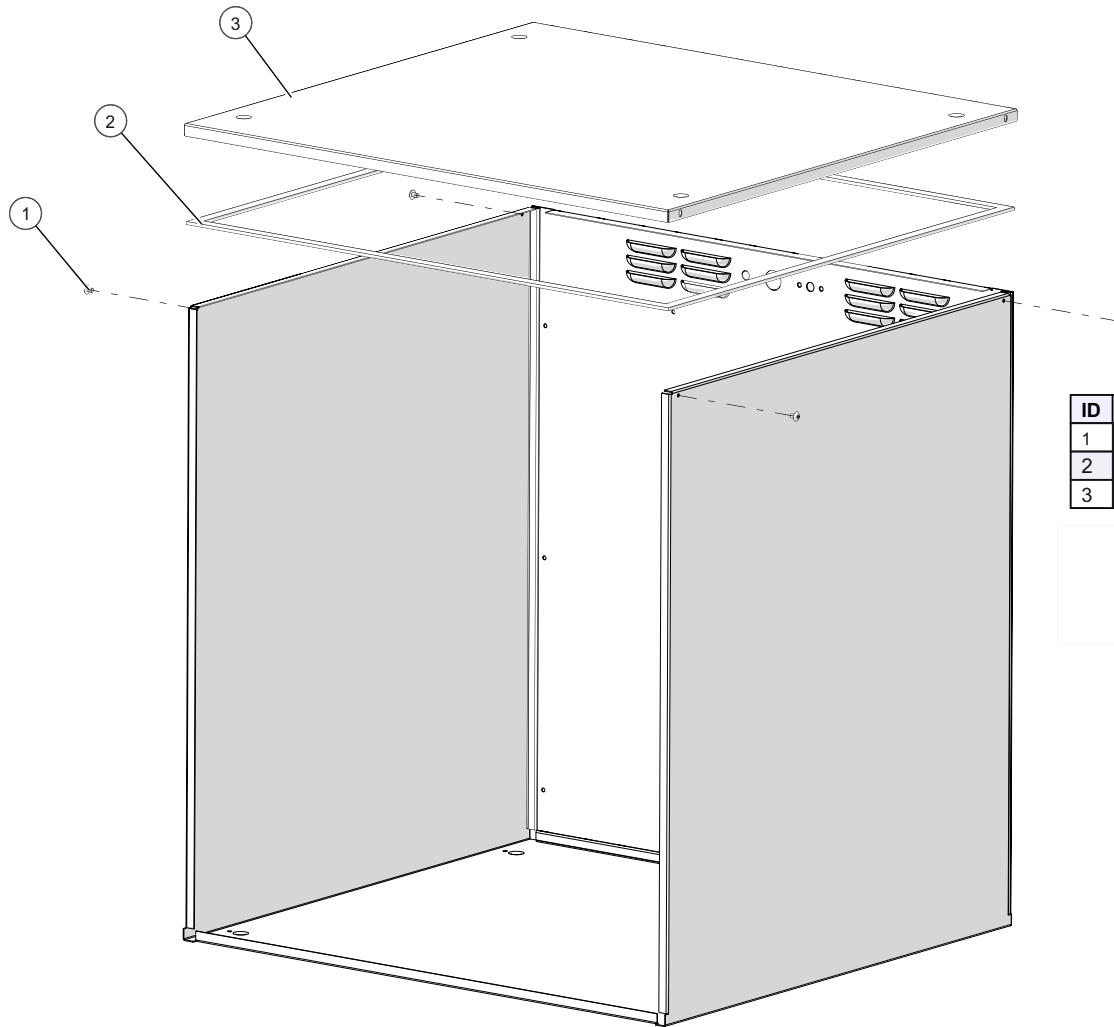
ID	Part No.	Description
1	1037393	TRIM, CONTROL, ELAN
2	IN-2381	INSUL, 1.5" THICK, 22.5 X 21.7
3	SC-22273	SCREW, M4x0.7X10MM PAN
4	1022418	INSULATION, 500D, TOP
5	5031409	GSKT, ADHSV .375W X.125T X94L
6	1034365	TRIM, REAR
7	1037415	CASING, OUTER
8	1017521	INSULATION, BOTTOM
9	1033406	GUTTER

Exterior Panel Package "A", 500-2DN




ID	Part No.	Description
1	SC-2459	8-32 x 1/4" PHIL SCREW
2	GS-23622	GASKET, ADHESIVE, 0.125" X 0.375" X 88"
3	1012779	500-1,2,3DN TOP COVER

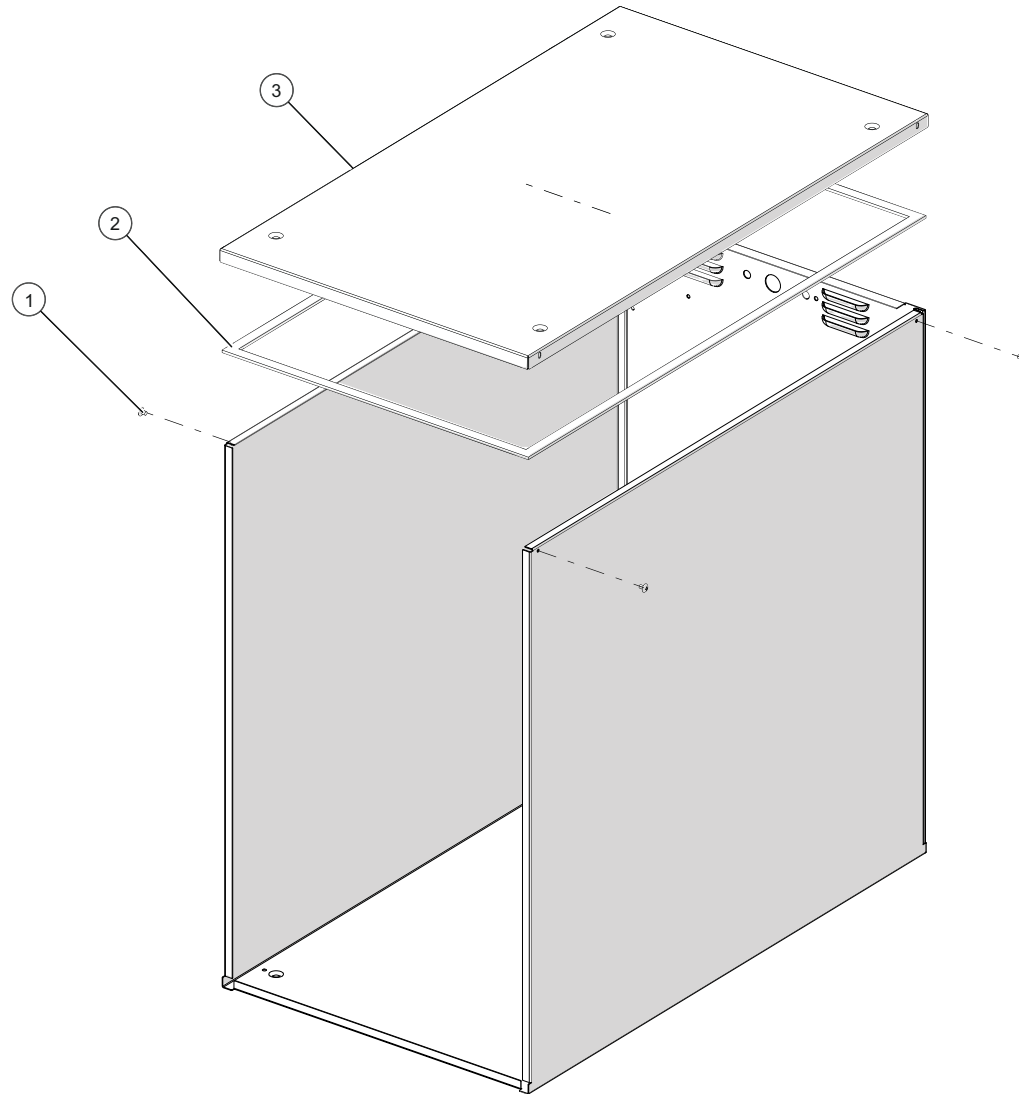
Exterior Panel Package "A", 500-3D



ID	Part No.	Description
1	SC-2459	8-32 x 1/4" PHIL SCREW
2	GS-23622	GASKET, ADHESIVE, 0.125" X 0.375" X 94"
3	1012473	COVER, TOP

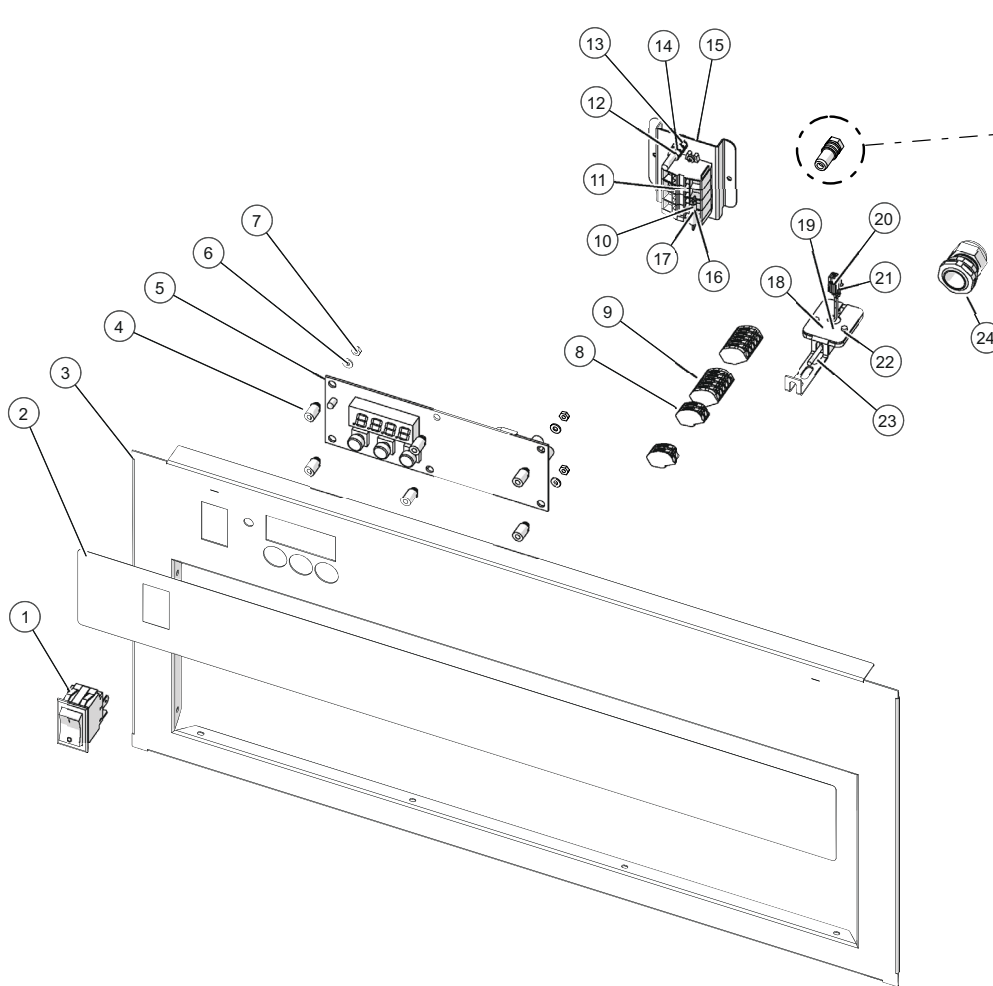


Exterior Panel Package "A", 500-3DN



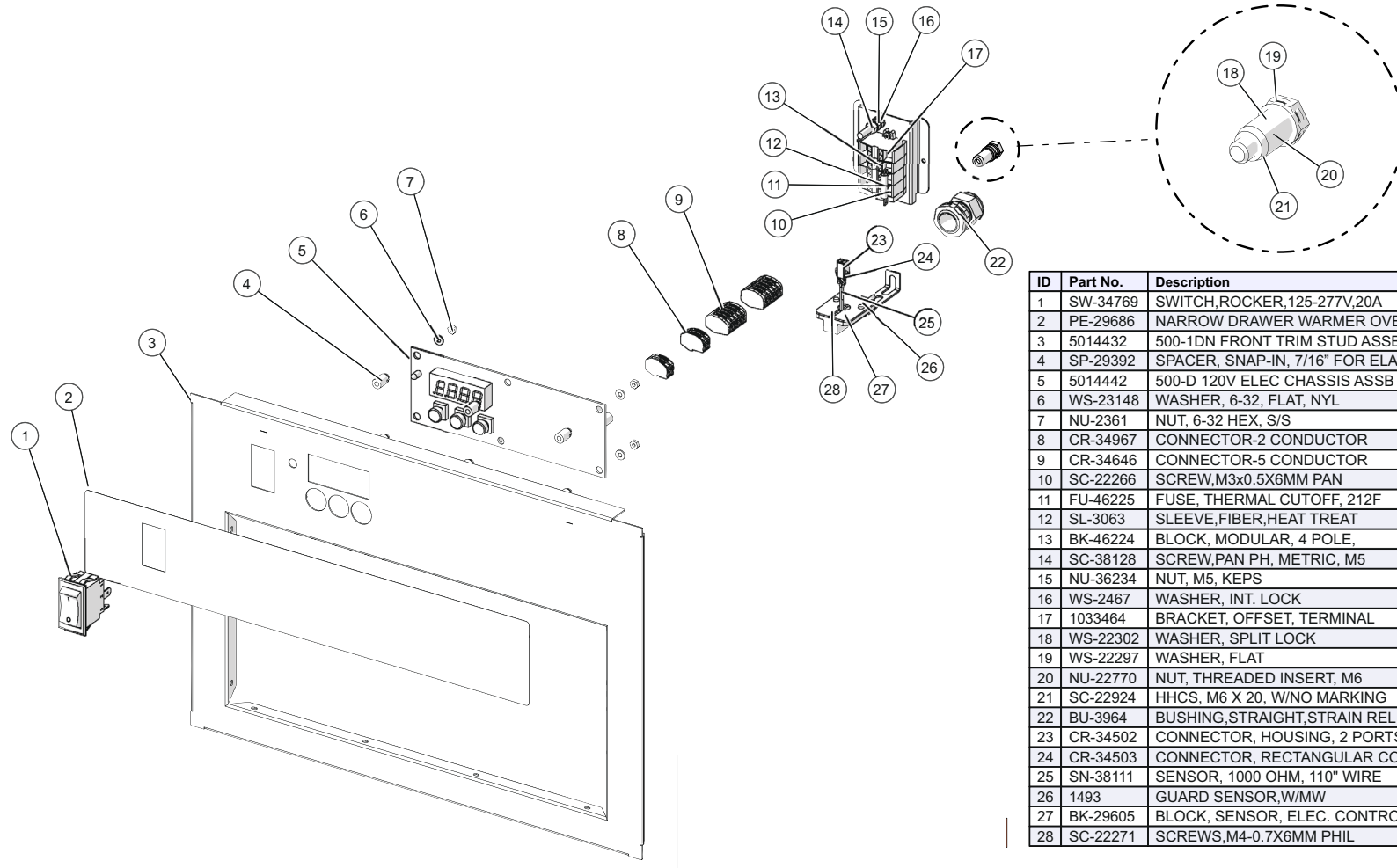
ID	Part No.	Description
1	SC-2459	8-32 x 1/4" PHIL SCREW
2	GS-23622	GASKET, ADHESIVE, 0.125" X 0.375" X 88"
3	1012779	500-1,2,3DN TOP COVER

Control Package "A", 120V, 500-1D



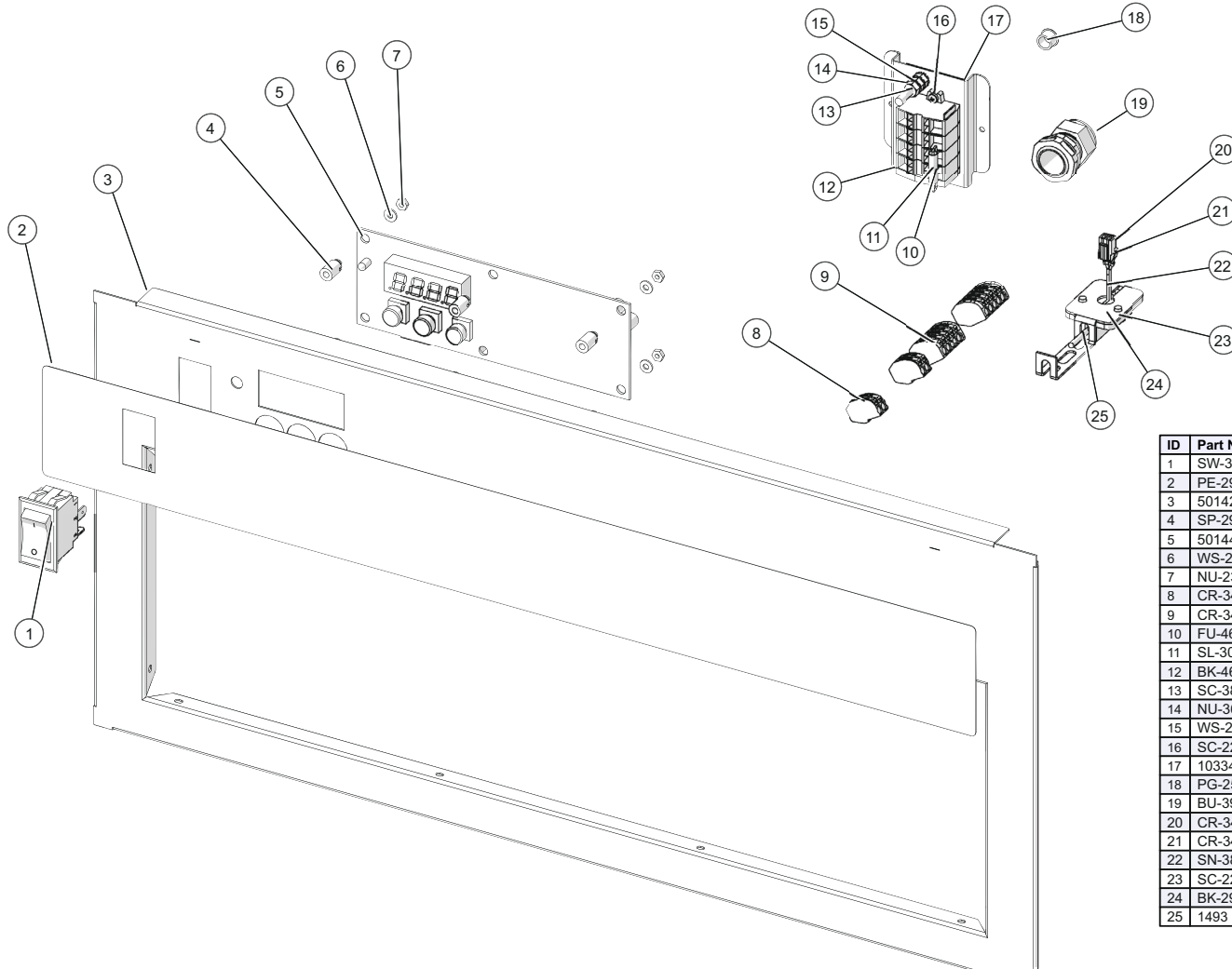
ID	Part No.	Description
1	SW-34769	SWITCH,ROCKER,125-277V,20A
2	PE-29685	OVERLAY, 500-D, SIMPLE CONTROL
3	5014253	500-1D FRONT TRIM STUD ASSB
4	SP-29392	SPACER, SNAP-IN, 7/16" FOR ELAN
5	5014442	500-D 120V ELEC CHASSIS ASSB
6	WS-23148	WASHER, 6-32, FLAT, NYL
7	NU-2361	NUT, 6-32 HEX, S/S
8	CR-34967	CONNECTOR-2 CONDUCTOR
9	CR-34646	CONNECTOR-5 CONDUCTOR
10	SC-22266	SCREW,M3x0.5X6MM PAN
11	BK-46224	BLOCK, MODULAR, 4 POLE,
12	SC-38128	SCREW,PAN PH, METRIC, M5
13	WS-2467	WASHER, INT. LOCK
14	NU-36234	NUT, M5, KEPS
15	1033464	BRACKET, OFFSET, TERMINAL
16	FU-46225	FUSE, THERMAL CUTOFF, 212F
17	SL-3063	SLEEVE,FIBER,HEAT TREAT
18	SN-38111	SENSOR, 1000 OHM, 110" WIRE
19	BK-29605	BLOCK, SENSOR, ELEC. CONTROL
20	CR-34502	CONNECTOR, HOUSING, 2 PORTS
21	CR-34503	CONNECTOR, RECTANGULAR CONTACTS
22	SC-22271	SCREWS,M4-0.7X6MM PHIL
23	1493	GUARD SENSOR,W/MW
24	BU-3964	BUSHING,STRAIGHT,STRAIN RELIEF
25	WS-22297	WASHER, FLAT
26	WS-22302	WASHER, SPLIT LOCK
27	NU-22770	NUT, THREADED INSERT, M6
28	SC-22924	HHCS, M6 X 20, W/NO MARKING

Control Package "A", 120V, 500-1DN



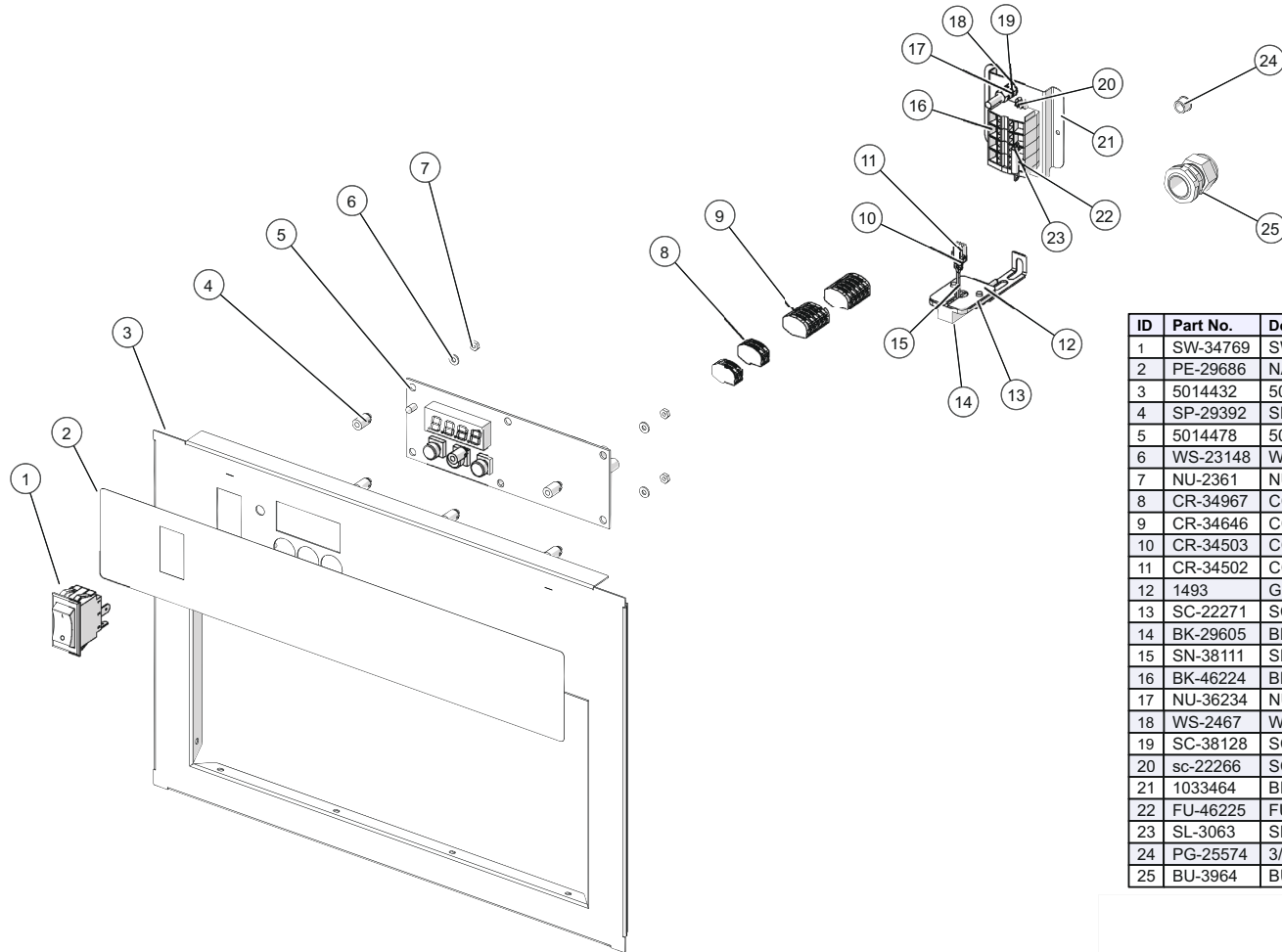
ID	Part No.	Description
1	SW-34769	SWITCH,ROCKER,125-277V,20A
2	PE-29686	NARROW DRAWER WARMER OVERLAY
3	5014432	500-1DN FRONT TRIM STUD ASSB
4	SP-29392	SPACER, SNAP-IN, 7/16" FOR ELAN
5	5014442	500-D 120V ELEC CHASSIS ASSB
6	WS-23148	WASHER, 6-32, FLAT, NYL
7	NU-2361	NUT, 6-32 HEX, S/S
8	CR-34967	CONNECTOR-2 CONDUCTOR
9	CR-34646	CONNECTOR-5 CONDUCTOR
10	SC-22266	SCREW,M3x0.5X6MM PAN
11	FU-46225	FUSE, THERMAL CUTOFF, 212F
12	SL-3063	SLEEVE,FIBER,HEAT TREAT
13	BK-46224	BLOCK, MODULAR, 4 POLE,
14	SC-38128	SCREW,PAN PH, METRIC, M5
15	NU-36234	NUT, M5, KEPS
16	WS-2467	WASHER, INT. LOCK
17	1033464	BRACKET, OFFSET, TERMINAL
18	WS-22302	WASHER, SPLIT LOCK
19	WS-22297	WASHER, FLAT
20	NU-22770	NUT, THREADED INSERT, M6
21	SC-22924	HHCS, M6 X 20, W/NO MARKING
22	BU-3964	BUSHING,STRAIGHT,STRAIN RELIEF
23	CR-34502	CONNECTOR, HOUSING, 2 PORTS
24	CR-34503	CONNECTOR, RECTANGULAR CONTACTS
25	SN-38111	SENSOR, 1000 OHM, 110" WIRE
26	1493	GUARD SENSOR,W/MW
27	BK-29605	BLOCK, SENSOR, ELEC. CONTROL
28	SC-22271	SCREWS,M4-0.7X6MM PHIL

Control Package "B", 208-240V, 500-1D



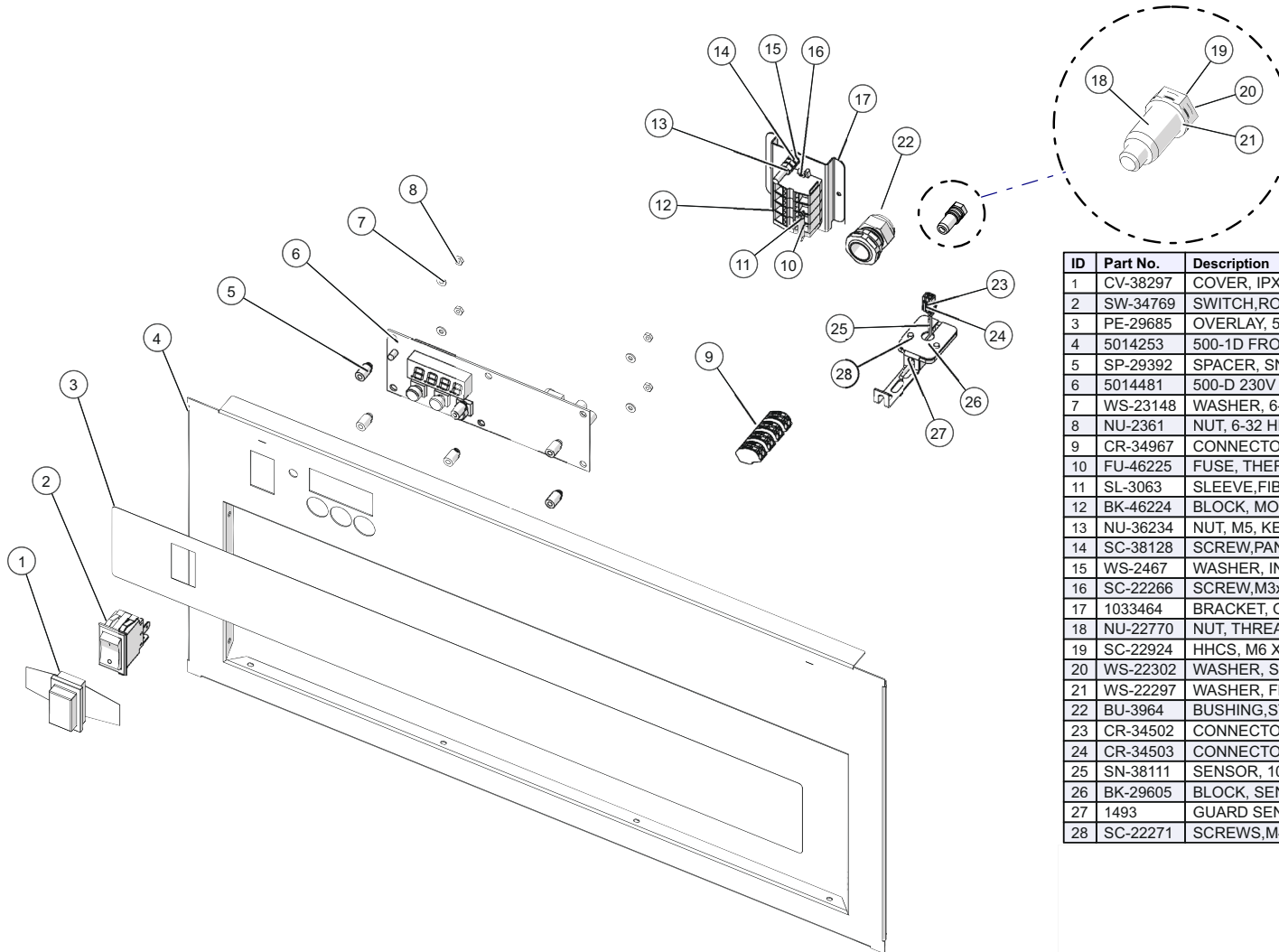
ID	Part No.	Description
1	SW-34769	SWITCH,ROCKER,125-277V,20A
2	PE-29685	OVERLAY, 500-D, SIMPLE CONTROL
3	5014253	500-1D FRONT TRIM STUD ASSB
4	SP-29392	SPACER, SNAP-IN, 7/16" FOR ELAN
5	5014478	500-D208/240V ELE CHASSIS ASSB
6	WS-23148	WASHER, 6-32, FLAT, NYL
7	NU-2361	NUT, 6-32 HEX, S/S
8	CR-34967	CONNECTOR-2 CONDUCTOR
9	CR-34646	CONNECTOR-5 CONDUCTOR
10	FU-46225	FUSE, THERMAL CUTOFF, 212F
11	SL-3063	SLEEVE,FIBER,HEAT TREAT
12	BK-46224	BLOCK, MODULAR, 4 POLE,
13	SC-38128	SCREW,PAN PH, METRIC, M5
14	NU-36234	NUT, M5, KEPS
15	WS-2467	WASHER, INT. LOCK
16	SC-22266	SCREW,M3x0.5X6MM PAN
17	1033464	BRACKET, OFFSET, TERMINAL
18	PG-25574	3/8" HOLE PLUG
19	BU-3964	BUSHING,STRAIGHT,STRAIN RELIEF
20	CR-34502	CONNECTOR, HOUSING, 2 PORTS
21	CR-34503	CONNECTOR, RECTANGULAR CONTACTS
22	SN-38111	SENSOR, 1000 OHM, 110" WIRE
23	SC-22271	SCREWS,M4-0.7X6MM PHIL
24	BK-29605	BLOCK, SENSOR, ELEC. CONTROL
25	1493	GUARD SENSOR,W/MW

Control Package "B", 208-240V, 500-1DN



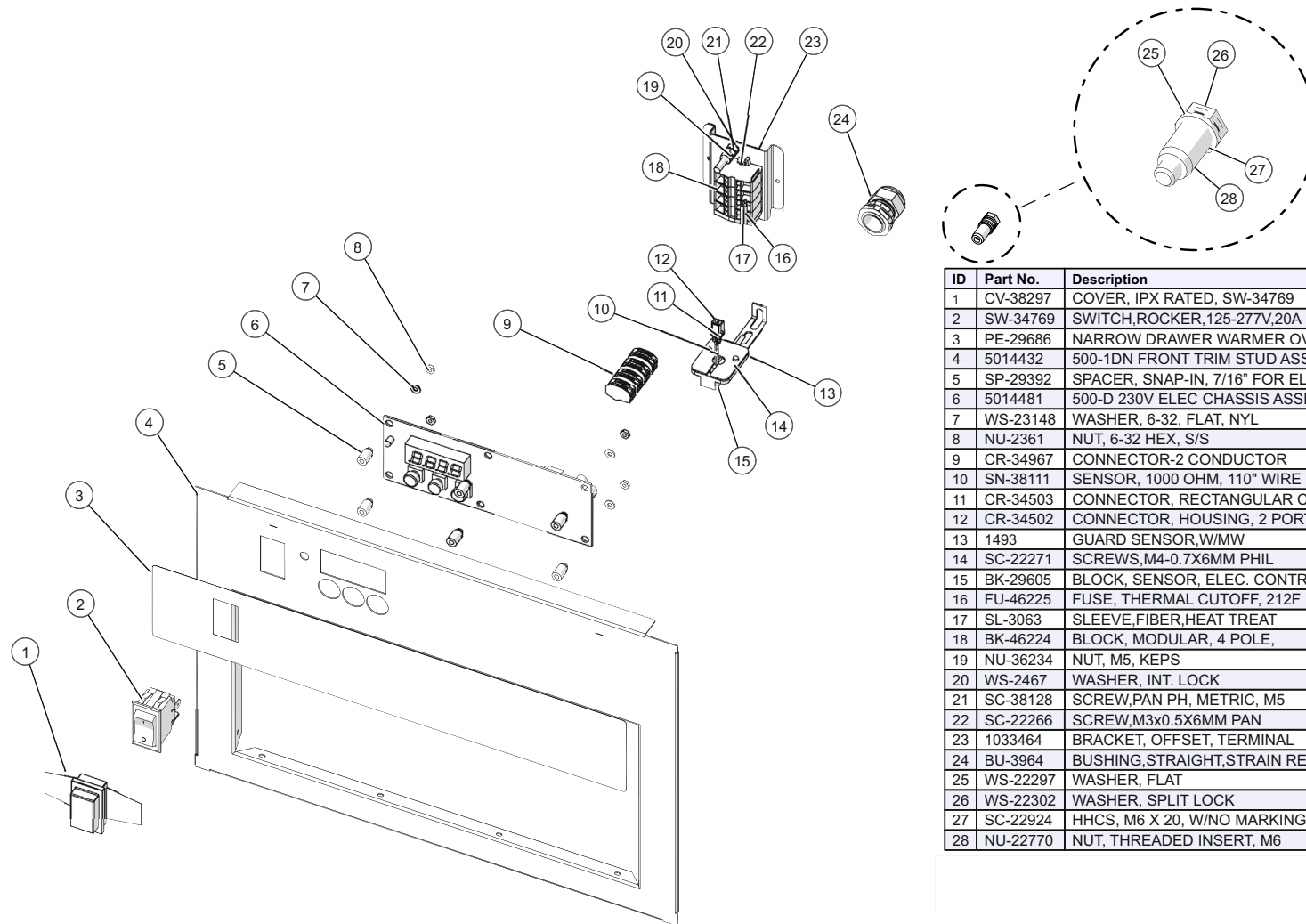
ID	Part No.	Description
1	SW-34769	SWITCH,ROCKER,125-277V,20A
2	PE-29686	NARROW DRAWER WARMER OVERLAY
3	5014432	500-1DN FRONT TRIM STUD ASSB
4	SP-29392	SPACER, SNAP-IN, 7/16" FOR ELAN
5	5014478	500-D208/240V ELE CHASSIS ASSB
6	WS-23148	WASHER, 6-32, FLAT, NYL
7	NU-2361	NUT, 6-32 HEX, S/S
8	CR-34967	CONNECTOR-2 CONDUCTOR
9	CR-34646	CONNECTOR-5 CONDUCTOR
10	CR-34503	CONNECTOR, RECTANGULAR CONTACTS
11	CR-34502	CONNECTOR, HOUSING, 2 PORTS
12	1493	GUARD SENSOR,W/MW
13	SC-22271	SCREWS,M4-0.7X6MM PHIL
14	BK-29605	BLOCK, SENSOR, ELEC. CONTROL
15	SN-38111	SENSOR, 1000 OHM, 110" WIRE
16	BK-46224	BLOCK, MODULAR, 4 POLE,
17	NU-36234	NUT, M5, KEPS
18	WS-2467	WASHER, INT. LOCK
19	SC-38128	SCREW,PAN PH, METRIC, M5
20	sc-22266	SCREW,M3x0.5X6MM PAN
21	1033464	BRACKET, OFFSET, TERMINAL
22	FU-46225	FUSE, THERMAL CUTOFF, 212F
23	SL-3063	SLEEVE,FIBER,HEAT TREAT
24	PG-25574	3/8" HOLE PLUG
25	BU-3964	BUSHING,STRAIGHT,STRAIN RELIEF

Control Package "C", 230V, 500-1D



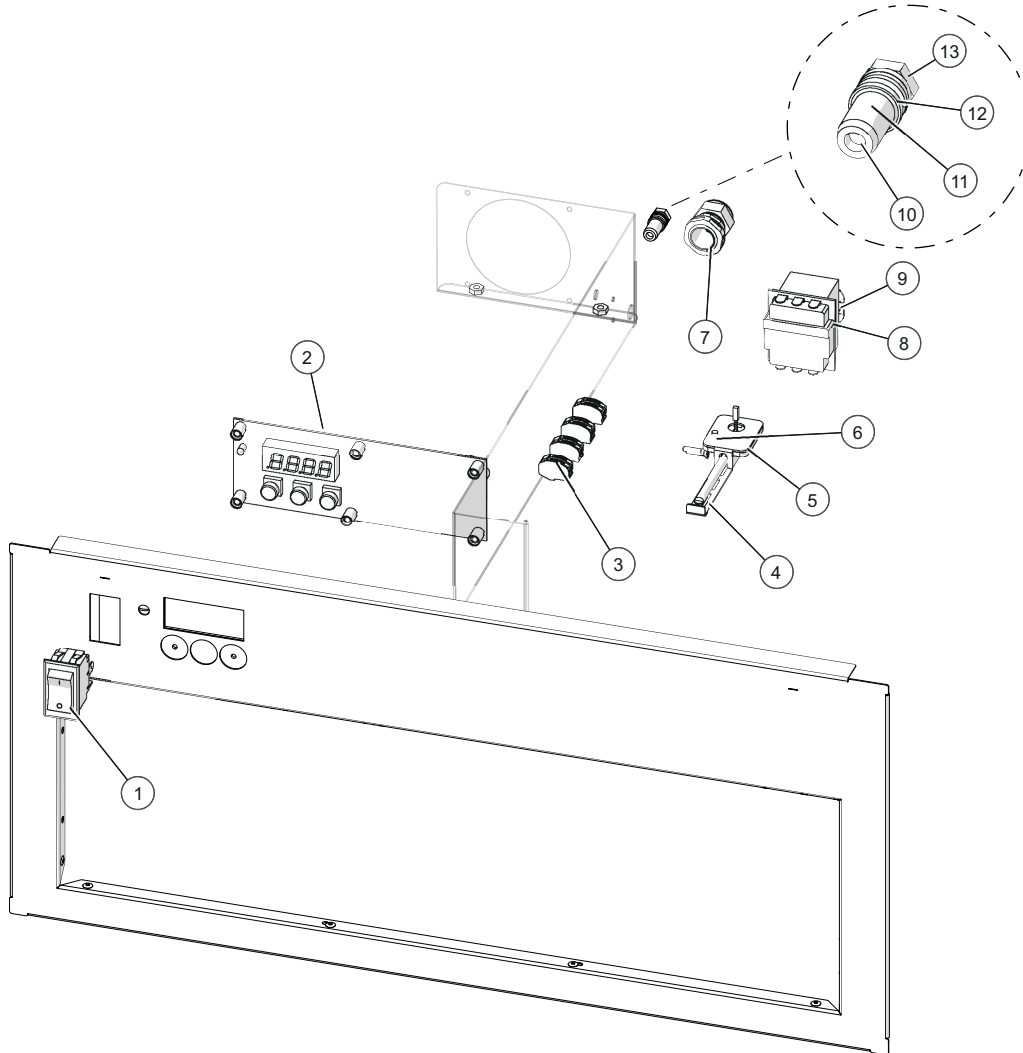
ID	Part No.	Description
1	CV-38297	COVER, IPX RATED, SW-34769
2	SW-34769	SWITCH,ROCKER,125-277V,20A
3	PE-29685	OVERLAY, 500-D, SIMPLE CONTROL
4	5014253	500-1D FRONT TRIM STUD ASSB
5	SP-29392	SPACER, SNAP-IN, 7/16" FOR ELAN
6	5014481	500-D 230V ELEC CHASSIS ASSB
7	WS-23148	WASHER, 6-32, FLAT, NYL
8	NU-2361	NUT, 6-32 HEX, S/S
9	CR-34967	CONNECTOR-2 CONDUCTOR
10	FU-46225	FUSE, THERMAL CUTOFF, 212F
11	SL-3063	SLEEVE,FIBER,HEAT TREAT
12	BK-46224	BLOCK, MODULAR, 4 POLE,
13	NU-36234	NUT, M5, KEPS
14	SC-38128	SCREW,PAN PH, METRIC, M5
15	WS-2467	WASHER, INT. LOCK
16	SC-22266	SCREW,M3x0.5X6MM PAN
17	1033464	BRACKET, OFFSET, TERMINAL
18	NU-22770	NUT, THREADED INSERT, M6
19	SC-22924	HHCS, M6 X 20, W/NO MARKING
20	WS-22302	WASHER, SPLIT LOCK
21	WS-22297	WASHER, FLAT
22	BU-3964	BUSHING,STRAIGHT,STRAIN RELIEF
23	CR-34502	CONNECTOR, HOUSING, 2 PORTS
24	CR-34503	CONNECTOR, RECTANGULAR CONTACTS
25	SN-38111	SENSOR, 1000 OHM, 110" WIRE
26	BK-29605	BLOCK, SENSOR, ELEC. CONTROL
27	1493	GUARD SENSOR,W/MW
28	SC-22271	SCREWS,M4-0.7X6MM PHIL

Control Package "C", 230V, 500-1DN



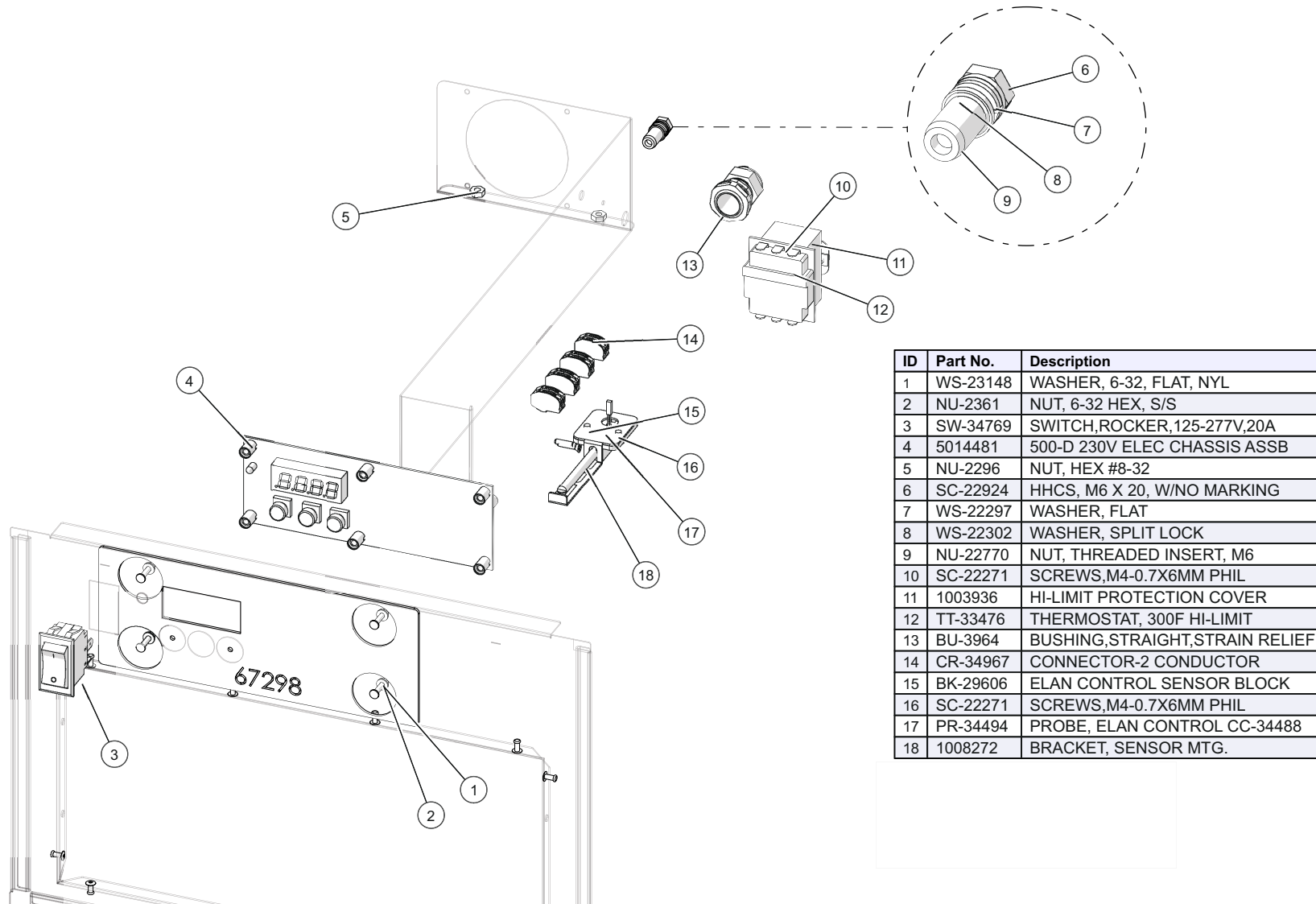
ID	Part No.	Description
1	CV-38297	COVER, IPX RATED, SW-34769
2	SW-34769	SWITCH,ROCKER,125-277V,20A
3	PE-29686	NARROW DRAWER WARMER OVERLAY
4	5014432	500-1DN FRONT TRIM STUD ASSB
5	SP-29392	SPACER, SNAP-IN, 7/16" FOR ELAN
6	5014481	500-D 230V ELEC CHASSIS ASSB
7	WS-23148	WASHER, 6-32, FLAT, NYL
8	NU-2361	NUT, 6-32 HEX, S/S
9	CR-34967	CONNECTOR-2 CONDUCTOR
10	SN-38111	SENSOR, 1000 OHM, 110" WIRE
11	CR-34503	CONNECTOR, RECTANGULAR CONTACTS
12	CR-34502	CONNECTOR, HOUSING, 2 PORTS
13	1493	GUARD SENSOR,W/MW
14	SC-22271	SCREWS,M4-0.7X6MM PHIL
15	BK-29605	BLOCK, SENSOR, ELEC. CONTROL
16	FU-46225	FUSE, THERMAL CUTOFF, 212F
17	SL-3063	SLEEVE,FIBER,HEAT TREAT
18	BK-46224	BLOCK, MODULAR, 4 POLE,
19	NU-36234	NUT, M5, KEPS
20	WS-2467	WASHER, INT. LOCK
21	SC-38128	SCREW,PAN PH, METRIC, M5
22	SC-22266	SCREW,M3x0.5X6MM PAN
23	1033464	BRACKET, OFFSET, TERMINAL
24	BU-3964	BUSHING,STRAIGHT,STRAIN RELIEF
25	WS-22297	WASHER, FLAT
26	WS-22302	WASHER, SPLIT LOCK
27	SC-22924	HHCS, M6 X 20, W/NO MARKING
28	NU-22770	NUT, THREADED INSERT, M6

Control Package "D", 230V, 500-1D (UK)



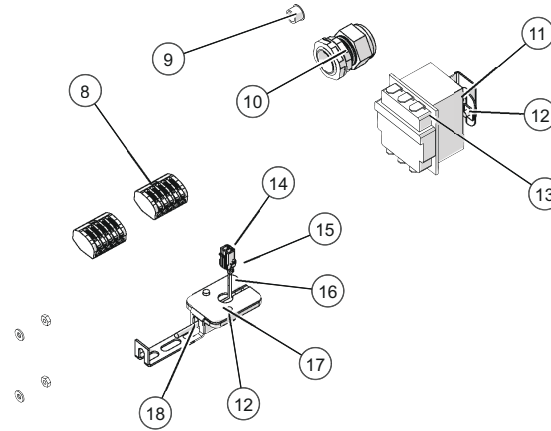
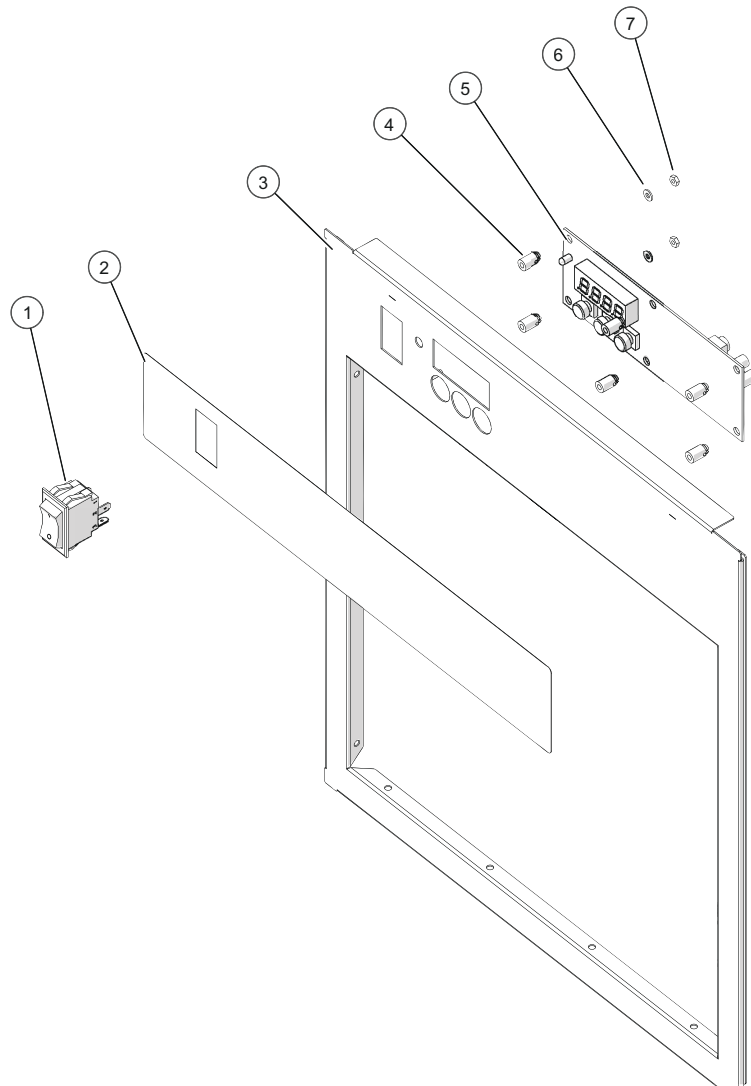
ID	Part No.	Description
1	SW-34769	SWITCH,ROCKER,125-277V,20A
2	5015767	500-D 230V ELEC CHASSIS ASSB UK
3	CR-34967	CONNECTOR-2 CONDUCTOR
4	PR-34494	PROBE, ELAN CONTROL CC-34488
5	1008272	BRACKET, SENSOR MTG.
6	BK-29606	ELAN CONTROL SENSOR BLOCK
7	BU-3964	BUSHING,STRAIGHT,STRAIN RELIEF
8	TT-33476	THERMOSTAT, 300F HI-LIMIT
9	SC-22271	SCREWS,M4-0.7X6MM PHIL
10	NU-22770	NUT, THREADED INSERT, M6
11	WS-22297	WASHER, FLAT
12	WS-22302	WASHER, SPLIT LOCK
13	SC-22924	HHCS, M6 X 20, W/NO MARKING

Control Package "D", 230V, 500-1DN (UK)



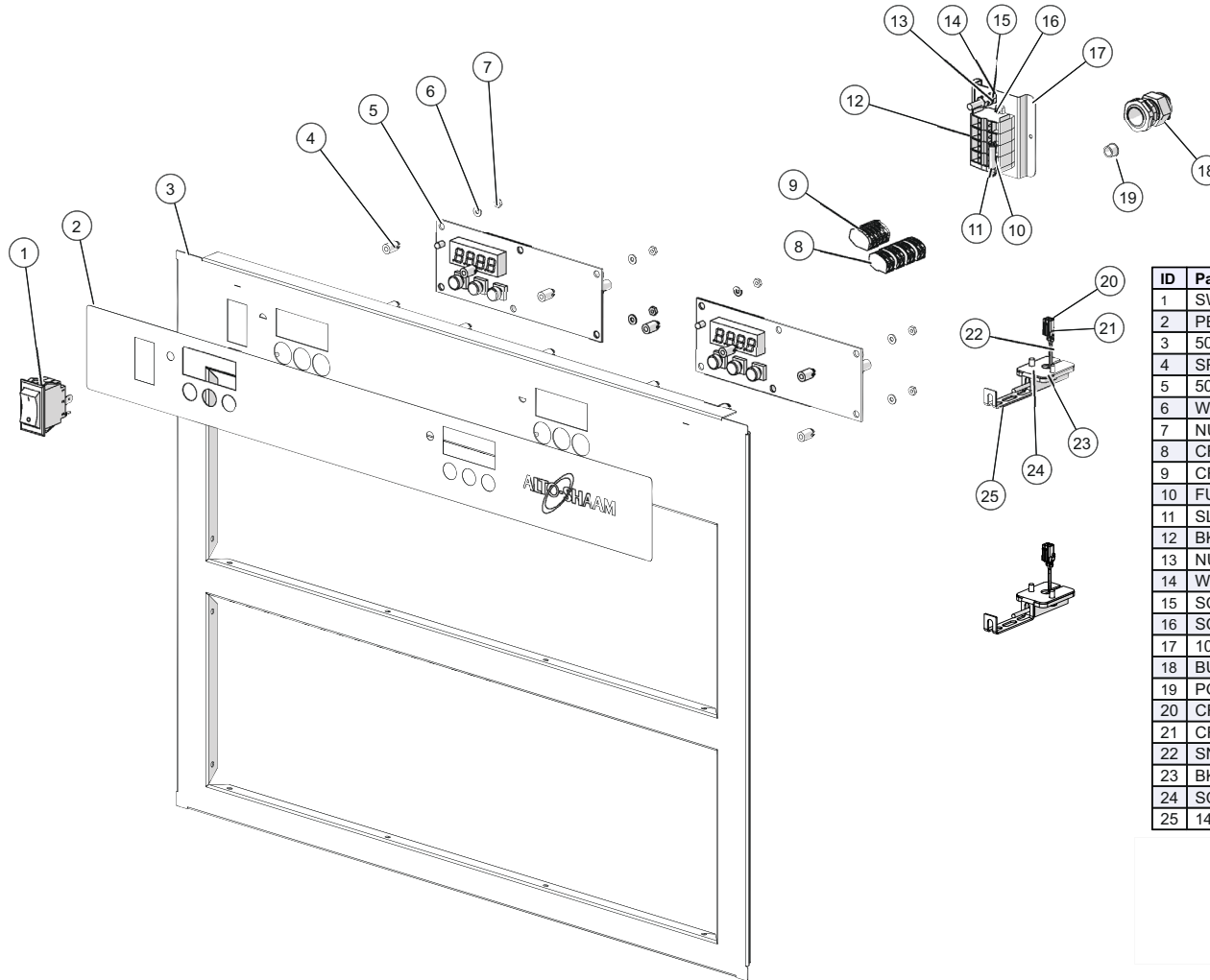
ID	Part No.	Description
1	WS-23148	WASHER, 6-32, FLAT, NYL
2	NU-2361	NUT, 6-32 HEX, S/S
3	SW-34769	SWITCH,ROCKER,125-277V,20A
4	5014481	500-D 230V ELEC CHASSIS ASSB
5	NU-2296	NUT, HEX #8-32
6	SC-22924	HHCS, M6 X 20, W/NO MARKING
7	WS-22297	WASHER, FLAT
8	WS-22302	WASHER, SPLIT LOCK
9	NU-22770	NUT, THREADED INSERT, M6
10	SC-22271	SCREWS,M4-0.7X6MM PHIL
11	1003936	HI-LIMIT PROTECTION COVER
12	TT-33476	THERMOSTAT, 300F HI-LIMIT
13	BU-3964	BUSHING,STRAIGHT,STRAIN RELIEF
14	CR-34967	CONNECTOR-2 CONDUCTOR
15	BK-29606	ELAN CONTROL SENSOR BLOCK
16	SC-22271	SCREWS,M4-0.7X6MM PHIL
17	PR-34494	PROBE, ELAN CONTROL CC-34488
18	1008272	BRACKET, SENSOR MTG.

Control Package "A", 120V, 500-2DN



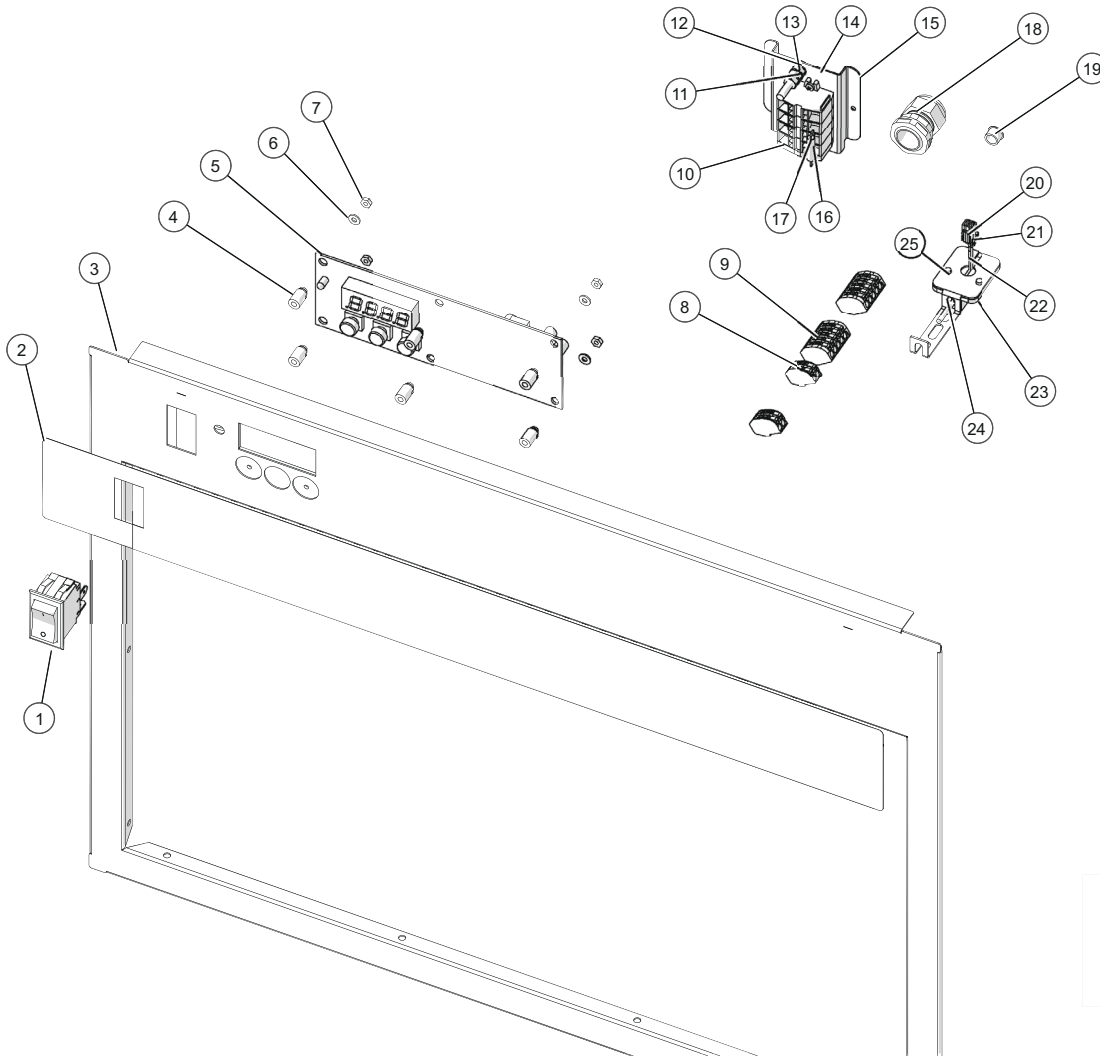
ID	Part No.	Description
1	SW-34769	SWITCH,ROCKER,125-277V,20A
2	PE-29686	NARROW DRAWER WARMER OVERLAY
3	5026551	TRIM, FRONT, STUD ASSY
4	SP-29392	SPACER, SNAP-IN, 7/16" FOR ELAN
5	5014442	500-D 120V ELEC CHASSIS ASSB
6	WS-23148	WASHER, 6-32, FLAT, NYL
7	NU-2361	NUT, 6-32 HEX, S/S
8	CR-34646	CONNECTOR-5 CONDUCTOR
9	PG-25574	3/8" HOLE PLUG
10	BU-3964	BUSHING,STRAIGHT,STRAIN RELIEF
11	1003936	HI-LIMIT PROTECTION COVER
12	SC-22271	SCREWS,M4-0.7X6MM PHIL
13	TT-33476	THERMOSTAT, 300F HI-LIMIT
14	CR-34502	CONNECTOR, HOUSING, 2 PORTS
15	CR-34503	CONNECTOR, RECTANGULAR CONTACTS
16	SN-38111	SENSOR, 1000 OHM, 110" WIRE
17	BK-29605	BLOCK, SENSOR, ELEC. CONTROL
18	1493	GUARD SENSOR,W/MW

Control Package "A", 120V, 500-2DI



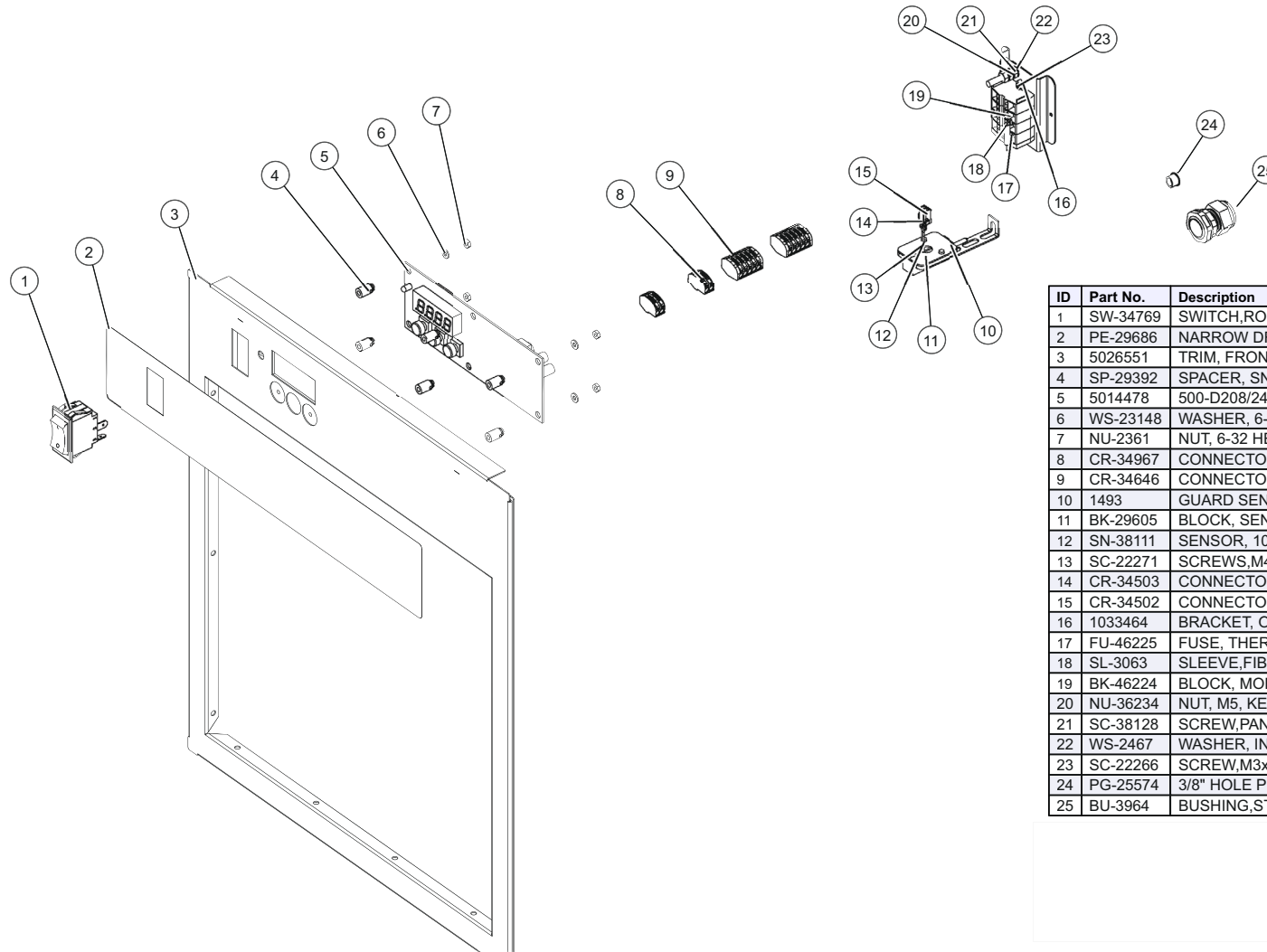
ID	Part No.	Description
1	SW-34769	SWITCH,ROCKER,125-277V,20A
2	PE-39429	PANEL, OVERLAY, SIMPLE CONTROL
3	5025390	TRIM, FRONT, STUD ASSY,
4	SP-29392	SPACER, SNAP-IN, 7/16" FOR ELAN
5	5014442	500-D,DN 120V ELEC CHASSIS ASB
6	WS-23148	WASHER, 6-32, FLAT, NYL
7	NU-2361	NUT, 6-32 HEX, S/S
8	CR-34967	CONNECTOR-2 CONDUCTOR
9	CR-34646	CONNECTOR-5 CONDUCTOR
10	FU-46225	FUSE, THERMAL CUTOFF, 212F
11	SL-3063	SLEEVE,FIBER,HEAT TREAT
12	BK-46224	BLOCK, MODULAR, 4 POLE,
13	NU-36234	NUT, M5, KEPS
14	WS-2467	WASHER, INT. LOCK
15	SC-38128	SCREW,PAN PH, METRIC, M5
16	SC-22266	SCREW,M3x0.5X6MM PAN
17	1029285	BRACKET, OFFSET, TERMINAL
18	BU-3964	BUSHING,STRAIGHT,STRAIN RELIEF
19	PG-25574	3/8" HOLE PLUG
20	CR-34502	CONNECTOR, HOUSING, 2 PORTS
21	CR-34503	CONNECTOR, RECTANGULAR CONTACTS
22	SN-38111	SENSOR, 1000 OHM, 110" WIRE
23	BK-29605	BLOCK, SENSOR, ELEC. CONTROL
24	SC-22273	SCREW,M4x0.7X10MM PAN
25	1493	GUARD SENSOR,W/MW

Control Package "B", 208-240V, 500-2D



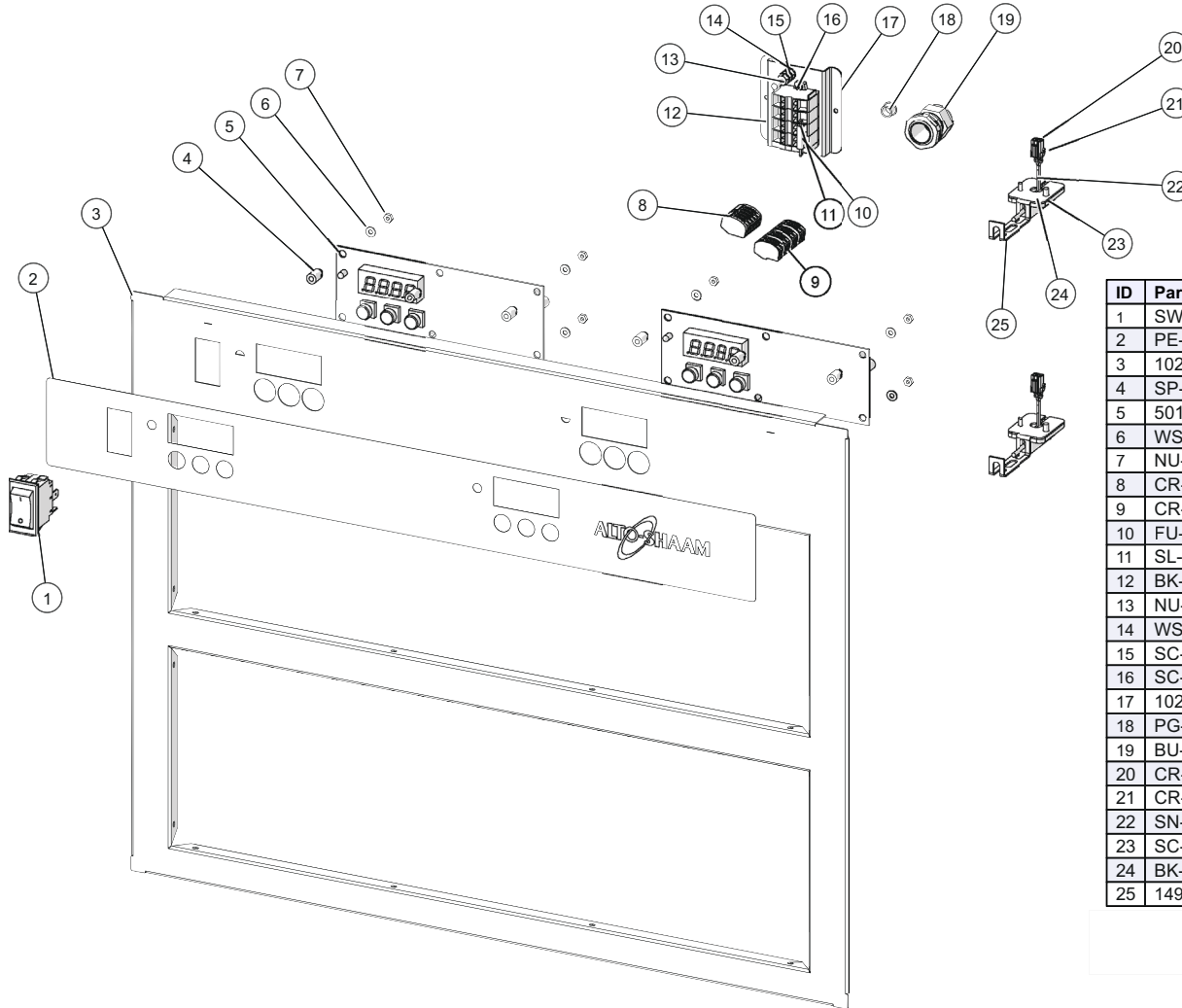
ID	Part No.	Description
1	SW-34769	SWITCH,ROCKER,125-277V,20A
2	PE-29685	OVERLAY, 500-D, SIMPLE CONTROL
3	5026553	TRIM, FRONT, STUD ASSY
4	SP-29392	SPACER, SNAP-IN, 7/16" FOR ELAN
5	5014478	500-D208/240V ELE CHASSIS ASSB
6	WS-23148	WASHER, 6-32, FLAT, NYL
7	NU-2361	NUT, 6-32 HEX, S/S
8	CR-34967	CONNECTOR-2 CONDUCTOR
9	CR-34646	CONNECTOR-5 CONDUCTOR
10	BK-46224	BLOCK, MODULAR, 4 POLE,
11	NU-36234	NUT, M5, KEPS
12	WS-2467	WASHER, INT. LOCK
13	SC-38128	SCREW,PAN PH, METRIC, M5
14	SC-22266	SCREW,M3x0.5X6MM PAN
15	1033464	BRACKET, OFFSET, TERMINAL
16	FU-46225	FUSE, THERMAL CUTOFF, 212F
17	SL-3063	SLEEVE,FIBER,HEAT TREAT
18	BU-3964	BUSHING,STRAIGHT,STRAIN RELIEF
19	PG-25574	3/8" HOLE PLUG
20	CR-34502	CONNECTOR, HOUSING, 2 PORTS
21	CR-34503	CONNECTOR, RECTANGULAR CONTACTS
22	SN-38111	SENSOR, 1000 OHM, 110" WIRE
23	BK-29605	BLOCK, SENSOR, ELEC. CONTROL
24	1493	GUARD SENSOR,W/MW
25	SC-22271	SCREWS,M4-0.7X6MM PHIL

Control Package "B", 208-240V, 500-2DN



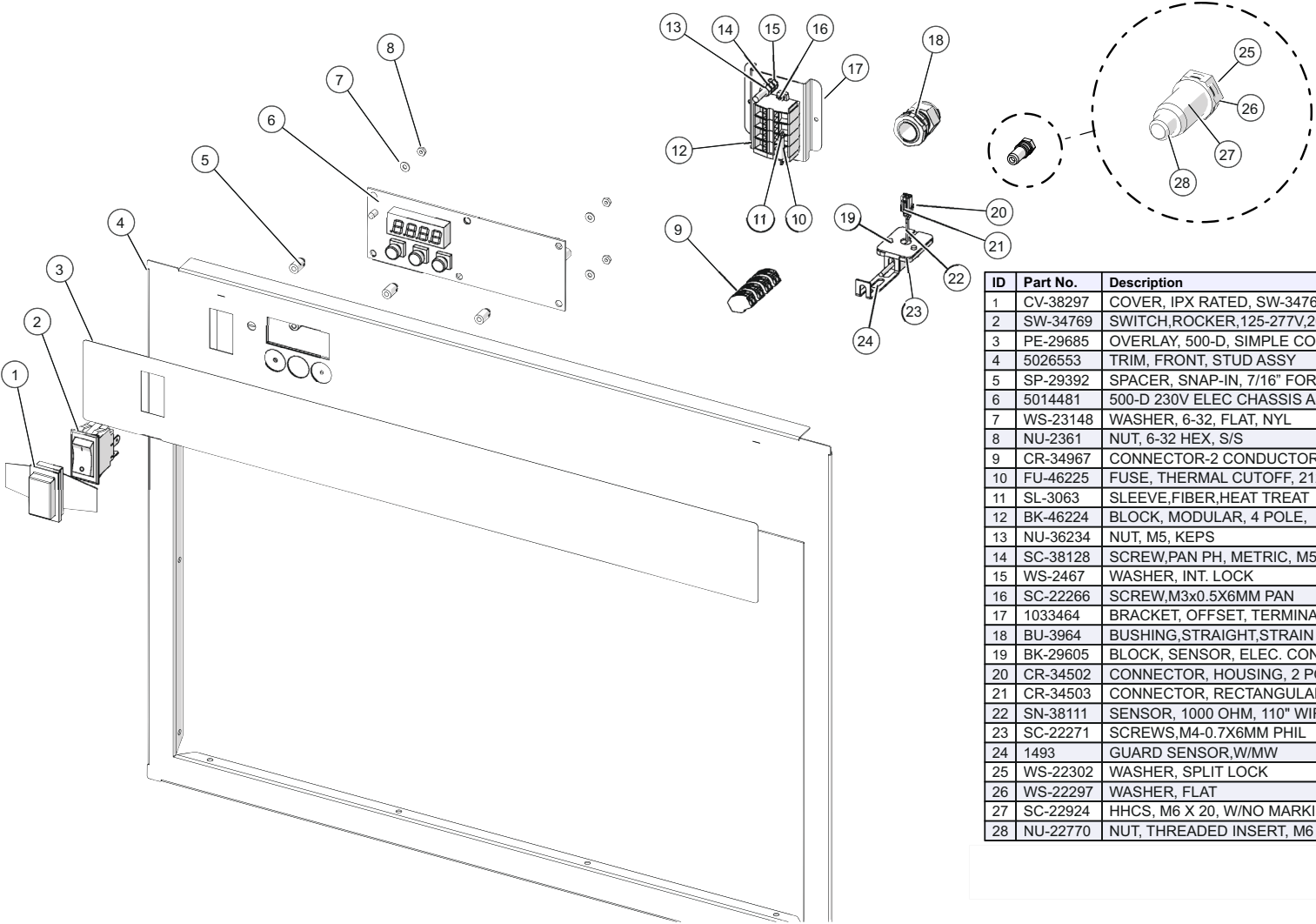
ID	Part No.	Description
1	SW-34769	SWITCH,ROCKER,125-277V,20A
2	PE-29686	NARROW DRAWER WARMER OVERLAY
3	5026551	TRIM, FRONT, STUD ASSY
4	SP-29392	SPACER, SNAP-IN, 7/16" FOR ELAN
5	5014478	500-D208/240V ELE CHASSIS ASSB
6	WS-23148	WASHER, 6-32, FLAT, NYL
7	NU-2361	NUT, 6-32 HEX, S/S
8	CR-34967	CONNECTOR-2 CONDUCTOR
9	CR-34646	CONNECTOR-5 CONDUCTOR
10	1493	GUARD SENSOR,W/M/W
11	BK-29605	BLOCK, SENSOR, ELEC. CONTROL
12	SN-38111	SENSOR, 1000 OHM, 110" WIRE
13	SC-22271	SCREWS,M4-0.7X6MM PHIL
14	CR-34503	CONNECTOR, RECTANGULAR CONTACTS
15	CR-34502	CONNECTOR, HOUSING, 2 PORTS
16	1033464	BRACKET, OFFSET, TERMINAL
17	FU-46225	FUSE, THERMAL CUTOFF, 212F
18	SL-3063	SLEEVE,FIBER,HEAT TREAT
19	BK-46224	BLOCK, MODULAR, 4 POLE,
20	NU-36234	NUT, M5, KEPS
21	SC-38128	SCREW,PAN PH, METRIC, M5
22	WS-2467	WASHER, INT. LOCK
23	SC-22266	SCREW,M3x0.5X6MM PAN
24	PG-25574	3/8" HOLE PLUG
25	BU-3964	BUSHING,STRAIGHT,STRAIN RELIEF

Control Package "B", 208-240V, 500-2DI



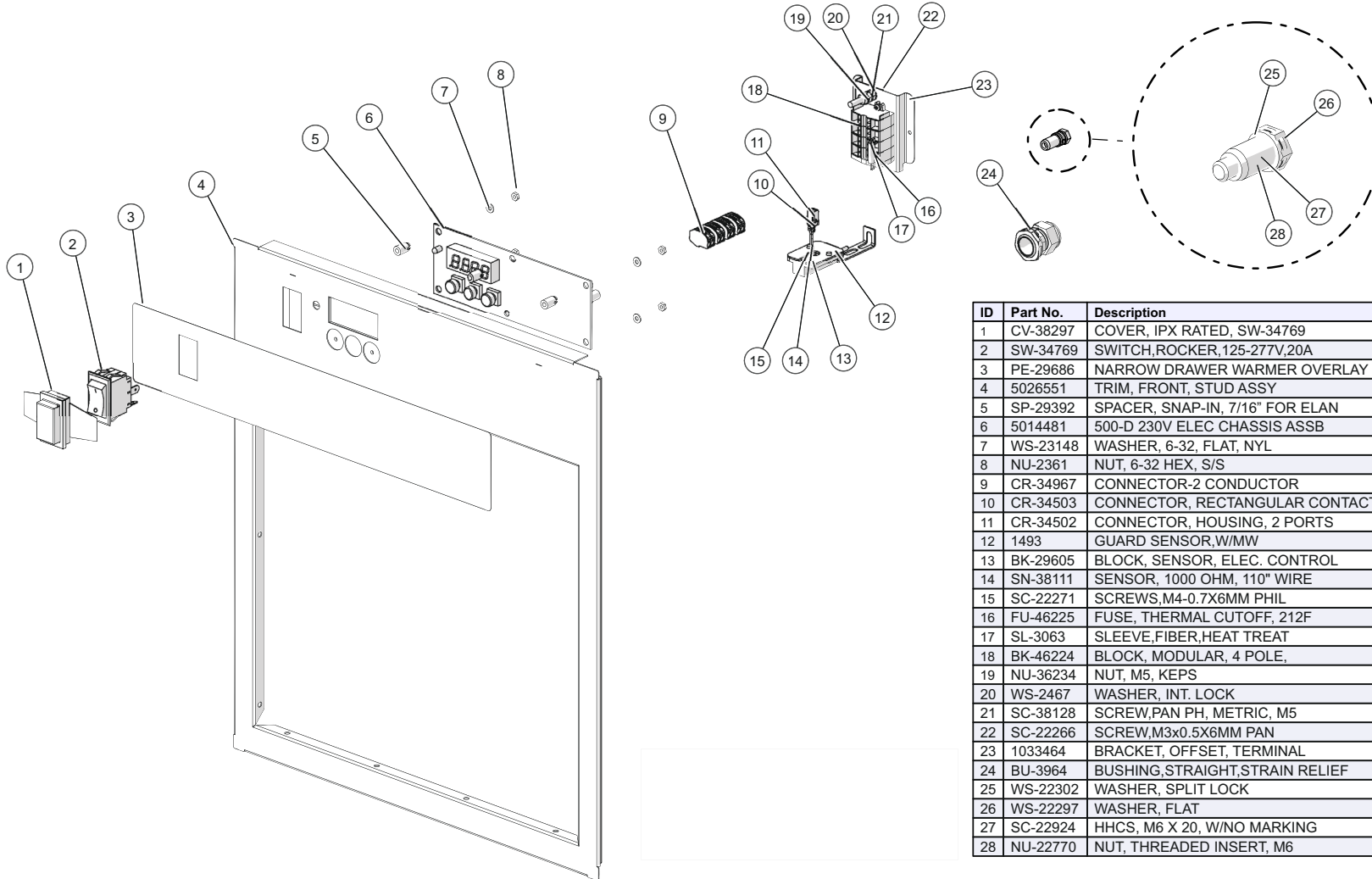
ID	Part No.	Description
1	SW-34769	SWITCH,ROCKER,125-277V,20A
2	PE-39429	PANEL, OVERLAY, SIMPLE CONTROL
3	1026123	TRIM, FRONT, ELAN CONTROL
4	SP-29392	SPACER, SNAP-IN, 7/16" FOR ELAN
5	5014478	500-D,DN 208/240V ELEC CHASSIS
6	WS-23148	WASHER, 6-32, FLAT, NYL
7	NU-2361	NUT, 6-32 HEX, S/S
8	CR-34646	CONNECTOR-5 CONDUCTOR
9	CR-34967	CONNECTOR-2 CONDUCTOR
10	FU-46225	FUSE, THERMAL CUTOFF, 212F
11	SL-3063	SLEEVE,FIBER,HEAT TREAT
12	BK-46224	BLOCK, MODULAR, 4 POLE,
13	NU-36234	NUT, M5, KEPS
14	WS-2467	WASHER, INT. LOCK
15	SC-38128	SCREW,PAN PH, METRIC, M5
16	SC-22266	SCREW,M3x0.5X6MM PAN
17	1029285	BRACKET, OFFSET, TERMINAL
18	PG-25574	3/8" HOLE PLUG
19	BU-3964	BUSHING,STRAIGHT,STRAIN RELIEF
20	CR-34502	CONNECTOR, HOUSING, 2 PORTS
21	CR-34503	CONNECTOR, RECTANGULAR CONTACTS
22	SN-38111	SENSOR, 1000 OHM, 110" WIRE
23	SC-22273	SCREW,M4x0.7X10MM PAN
24	BK-29605	BLOCK, SENSOR, ELEC. CONTROL
25	1493	GUARD SENSOR,W/MW

Control Package "C", 230V, 500-2D



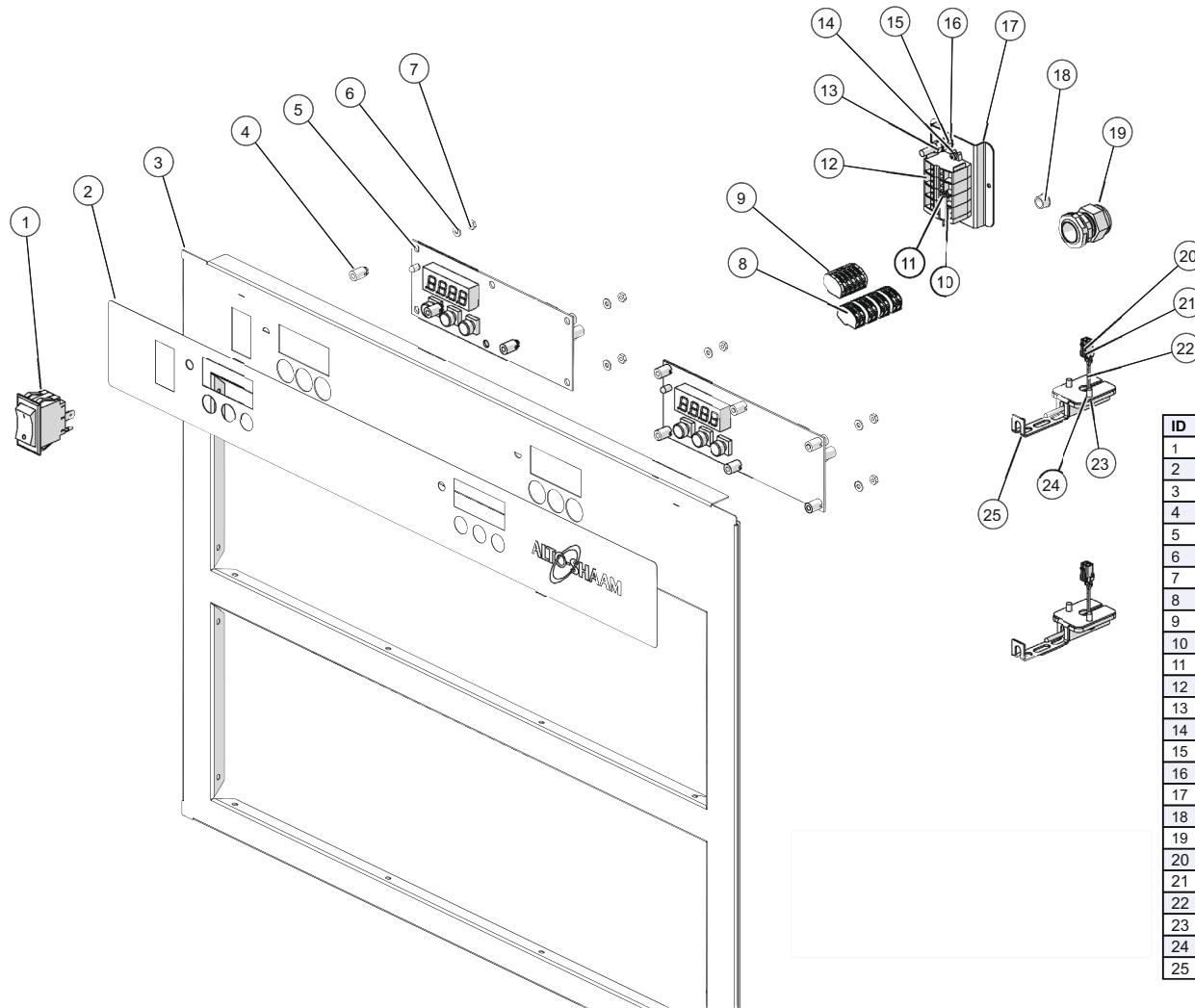
ID	Part No.	Description
1	CV-38297	COVER, IPX RATED, SW-34769
2	SW-34769	SWITCH,ROCKER,125-277V,20A
3	PE-29685	OVERLAY, 500-D, SIMPLE CONTROL
4	5026553	TRIM, FRONT, STUD ASSY
5	SP-29392	SPACER, SNAP-IN, 7/16" FOR ELAN
6	5014481	500-D 230V ELEC CHASSIS ASSB
7	WS-23148	WASHER, 6-32, FLAT, NYL
8	NU-2361	NUT, 6-32 HEX, S/S
9	CR-34967	CONNECTOR-2 CONDUCTOR
10	FU-46225	FUSE, THERMAL CUTOFF, 212F
11	SL-3063	SLEEVE,FIBER,HEAT TREAT
12	BK-46224	BLOCK, MODULAR, 4 POLE,
13	NU-36234	NUT, M5, KEPS
14	SC-38128	SCREW,PAN PH, METRIC, M5
15	WS-2467	WASHER, INT. LOCK
16	SC-22266	SCREW,M3x0.5X6MM PAN
17	1033464	BRACKET, OFFSET, TERMINAL
18	BU-3964	BUSHING,STRAIGHT,STRAIN RELIEF
19	BK-29605	BLOCK, SENSOR, ELEC. CONTROL
20	CR-34502	CONNECTOR, HOUSING, 2 PORTS
21	CR-34503	CONNECTOR, RECTANGULAR CONTACTS
22	SN-38111	SENSOR, 1000 OHM, 110" WIRE
23	SC-22271	SCREWS,M4-0.7X6MM PHIL
24	1493	GUARD SENSOR,W/MW
25	WS-22302	WASHER, SPLIT LOCK
26	WS-22297	WASHER, FLAT
27	SC-22924	HHCS, M6 X 20, W/NO MARKING
28	NU-22770	NUT, THREADED INSERT, M6

Control Package "C", 230V, 500-2DN



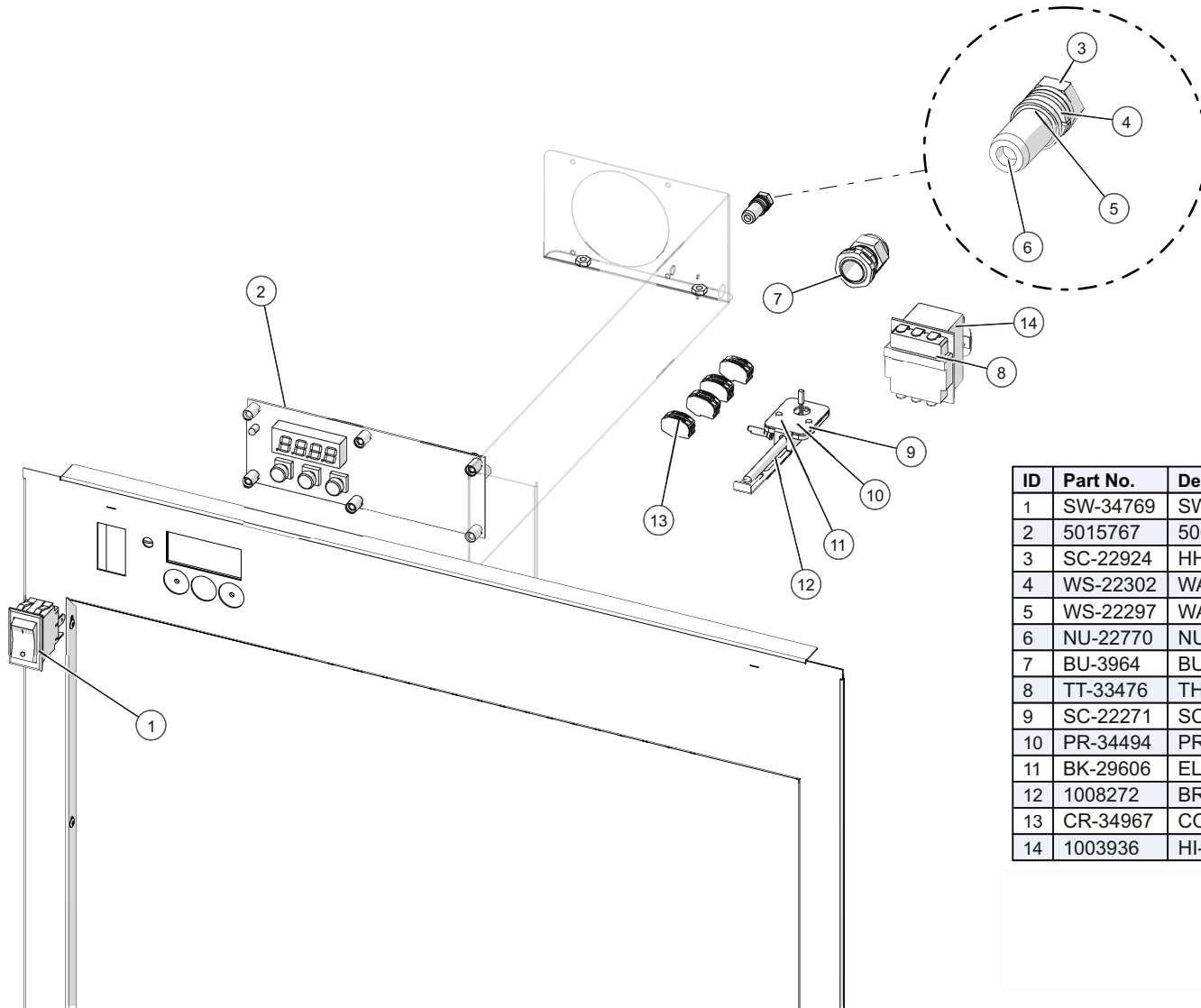
ID	Part No.	Description
1	CV-38297	COVER, IPX RATED, SW-34769
2	SW-34769	SWITCH,ROCKER,125-277V,20A
3	PE-29686	NARROW DRAWER WARMER OVERLAY
4	5026551	TRIM, FRONT, STUD ASSY
5	SP-29392	SPACER, SNAP-IN, 7/16" FOR ELAN
6	5014481	500-D 230V ELEC CHASSIS ASSB
7	WS-23148	WASHER, 6-32, FLAT, NYL
8	NU-2361	NUT, 6-32 HEX, S/S
9	CR-34967	CONNECTOR-2 CONDUCTOR
10	CR-34503	CONNECTOR, RECTANGULAR CONTACTS
11	CR-34502	CONNECTOR, HOUSING, 2 PORTS
12	1493	GUARD SENSOR,W/MW
13	BK-29605	BLOCK, SENSOR, ELEC. CONTROL
14	SN-38111	SENSOR, 1000 OHM, 110" WIRE
15	SC-22271	SCREWS,M4-0.7X6MM PHIL
16	FU-46225	FUSE, THERMAL CUTOFF, 212F
17	SL-3063	SLEEVE,FIBER,HEAT TREAT
18	BK-46224	BLOCK, MODULAR, 4 POLE,
19	NU-36234	NUT, M5, KEPS
20	WS-2467	WASHER, INT. LOCK
21	SC-38128	SCREW,PAN PH, METRIC, M5
22	SC-22266	SCREW,M3x0.5X6MM PAN
23	1033464	BRACKET, OFFSET, TERMINAL
24	BU-3964	BUSHING,STRAIGHT,STRAIN RELIEF
25	WS-22302	WASHER, SPLIT LOCK
26	WS-22297	WASHER, FLAT
27	SC-22924	HHCS, M6 X 20, W/NO MARKING
28	NU-22770	NUT, THREADED INSERT, M6

Control Package "C", 230V, 500-2DI



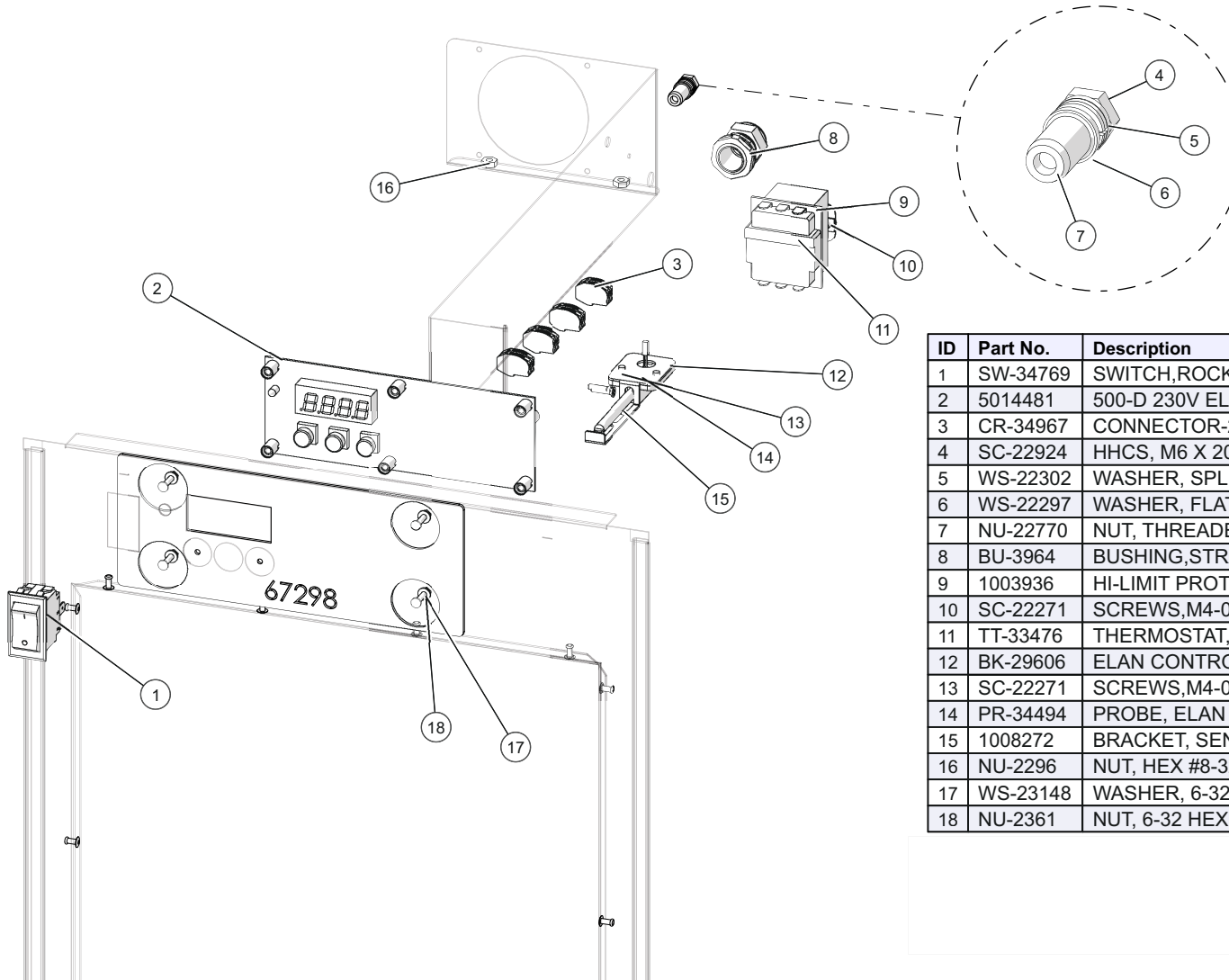
ID	Part No.	Description
1	SW-34769	SWITCH,ROCKER,125-277V,20A
2	PE-39429	PANEL, OVERLAY, SIMPLE CONTROL
3	1026123	TRIM, FRONT, ELAN CONTROL
4	SP-29392	SPACER, SNAP-IN, 7/16" FOR ELAN
5	5014481	500-D.DN 230V ELEC CHASSIS ASB
6	WS-23148	WASHER, 6-32, FLAT, NYL
7	NU-2361	NUT, 6-32 HEX, S/S
8	CR-34967	CONNECTOR-2 CONDUCTOR
9	CR-34646	CONNECTOR-5 CONDUCTOR
10	FU-46225	FUSE, THERMAL CUTOFF, 212F
11	SL-3063	SLEEVE,FIBER,HEAT TREAT
12	BK-46224	BLOCK, MODULAR, 4 POLE,
13	NU-36234	NUT, M5, KEPS
14	SC-22266	SCREW,M3x0.5X6MM PAN
15	SC-38128	SCREW,PAN PH, METRIC, M5
16	WS-2467	WASHER, INT. LOCK
17	1029285	BRACKET, OFFSET, TERMINAL
18	PG-25574	3/8" HOLE PLUG
19	BU-3964	BUSHING,STRAIGHT,STRAIN RELIEF
20	CR-34502	CONNECTOR, HOUSING, 2 PORTS
21	CR-34503	CONNECTOR, RECTANGULAR CONTACTS
22	SN-38111	SENSOR, 1000 OHM, 110" WIRE
23	SC-22273	SCREW,M4x0.7X10MM PAN
24	BK-29605	BLOCK, SENSOR, ELEC. CONTROL
25	1493	GUARD SENSOR,W/MW

Control Package "D", 230V, 500-2D (UK)



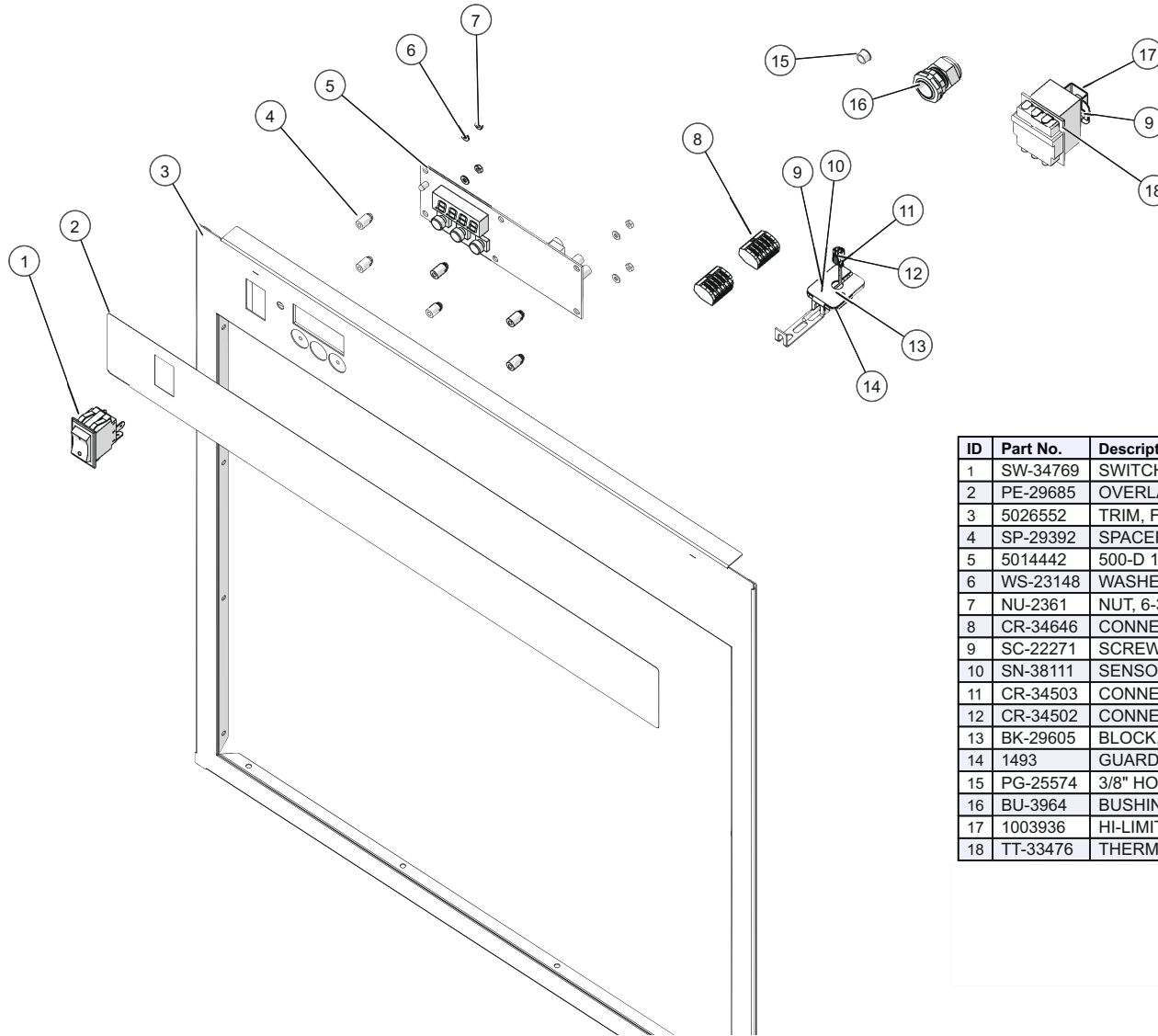
ID	Part No.	Description
1	SW-34769	SWITCH,ROCKER,125-277V,20A
2	5015767	500-D 230V ELEC CHASSIS ASSB UK
3	SC-22924	HHCS, M6 X 20, W/NO MARKING
4	WS-22302	WASHER, SPLIT LOCK
5	WS-22297	WASHER, FLAT
6	NU-22770	NUT, THREADED INSERT, M6
7	BU-3964	BUSHING,STRAIGHT,STRAIN RELIEF
8	TT-33476	THERMOSTAT, 300F HI-LIMIT
9	SC-22271	SCREWS,M4-0.7X6MM PHIL
10	PR-34494	PROBE, ELAN CONTROL CC-34488
11	BK-29606	ELAN CONTROL SENSOR BLOCK
12	1008272	BRACKET, SENSOR MTG.
13	CR-34967	CONNECTOR-2 CONDUCTOR
14	1003936	HI-LIMIT PROTECTION COVER

Control Package "D", 230V, 500-2DN (UK)



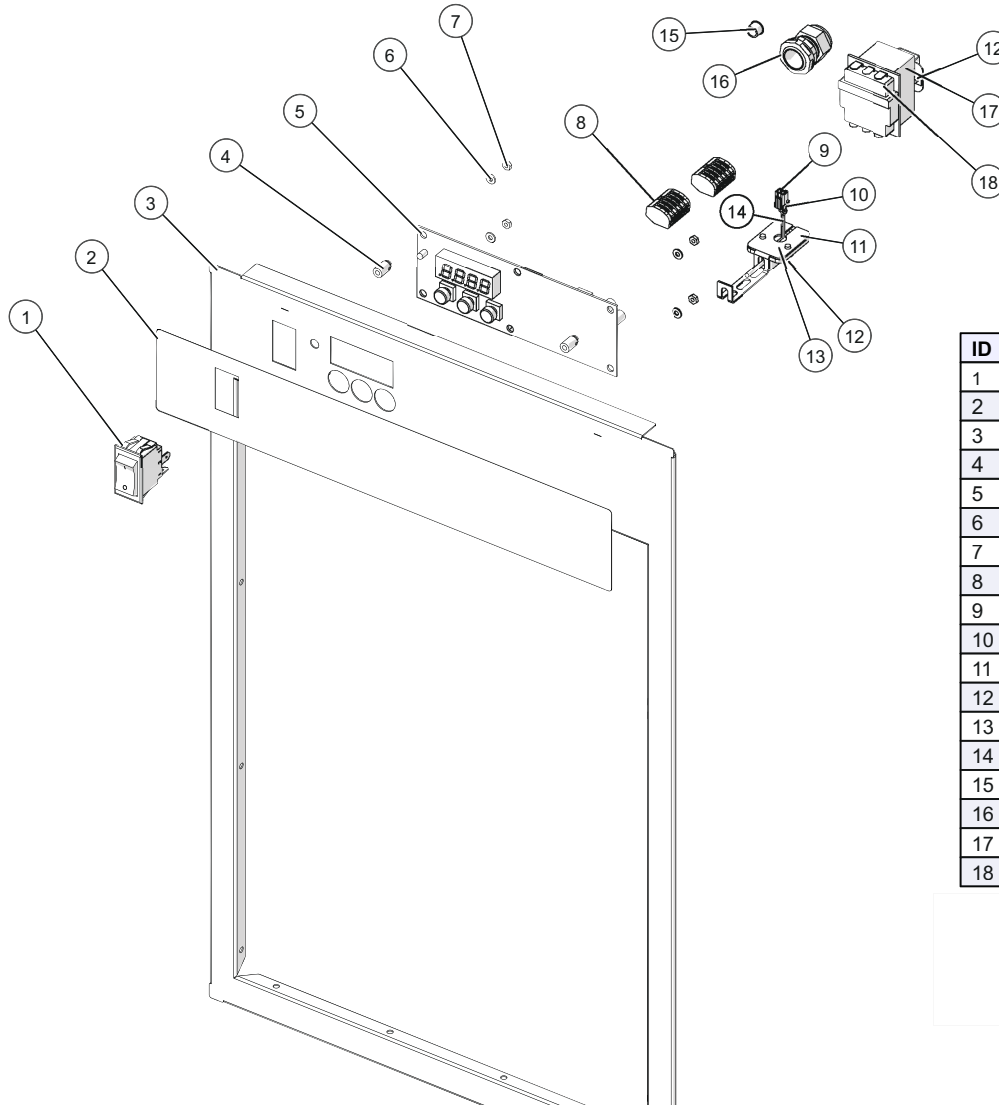
ID	Part No.	Description
1	SW-34769	SWITCH,ROCKER,125-277V,20A
2	5014481	500-D 230V ELEC CHASSIS ASSB
3	CR-34967	CONNECTOR-2 CONDUCTOR
4	SC-22924	HHCS, M6 X 20, W/NO MARKING
5	WS-22302	WASHER, SPLIT LOCK
6	WS-22297	WASHER, FLAT
7	NU-22770	NUT, THREADED INSERT, M6
8	BU-3964	BUSHING,STRAIGHT,STRAIN RELIEF
9	1003936	HI-LIMIT PROTECTION COVER
10	SC-22271	SCREWS,M4-0.7X6MM PHIL
11	TT-33476	THERMOSTAT, 300F HI-LIMIT
12	BK-29606	ELAN CONTROL SENSOR BLOCK
13	SC-22271	SCREWS,M4-0.7X6MM PHIL
14	PR-34494	PROBE, ELAN CONTROL CC-34488
15	1008272	BRACKET, SENSOR MTG.
16	NU-2296	NUT, HEX #8-32
17	WS-23148	WASHER, 6-32, FLAT, NYL
18	NU-2361	NUT, 6-32 HEX, S/S

Control Package "A", 120V, 500-3D



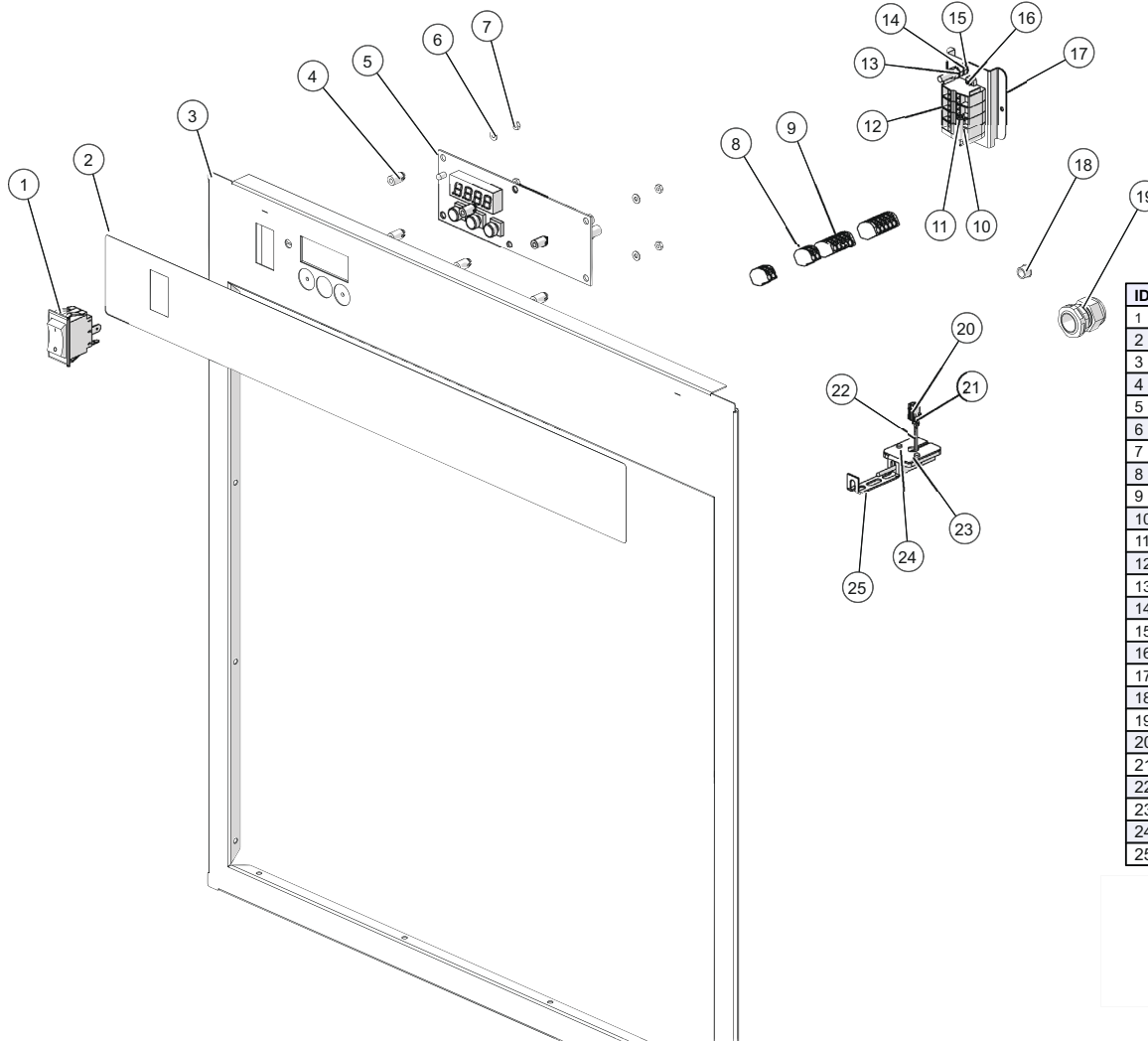
ID	Part No.	Description
1	SW-34769	SWITCH,ROCKER,125-277V,20A
2	PE-29685	OVERLAY, 500-D, SIMPLE CONTROL
3	5026552	TRIM, FRONT, STUD ASSY
4	SP-29392	SPACER, SNAP-IN, 7/16" FOR ELAN
5	5014442	500-D 120V ELEC CHASSIS ASSB
6	WS-23148	WASHER, 6-32, FLAT, NYL
7	NU-2361	NUT, 6-32 HEX, S/S
8	CR-34646	CONNECTOR-5 CONDUCTOR
9	SC-22271	SCREWS,M4-0.7X6MM PHIL
10	SN-38111	SENSOR, 1000 OHM, 110" WIRE
11	CR-34503	CONNECTOR, RECTANGULAR CONTACTS
12	CR-34502	CONNECTOR, HOUSING, 2 PORTS
13	BK-29605	BLOCK, SENSOR, ELEC. CONTROL
14	1493	GUARD SENSOR,W/MW
15	PG-25574	3/8" HOLE PLUG
16	BU-3964	BUSHING,STRAIGHT,STRAIN RELIEF
17	1003936	HI-LIMIT PROTECTION COVER
18	TT-33476	THERMOSTAT, 300F HI-LIMIT

Control Package "A", 120V, 500-3DN



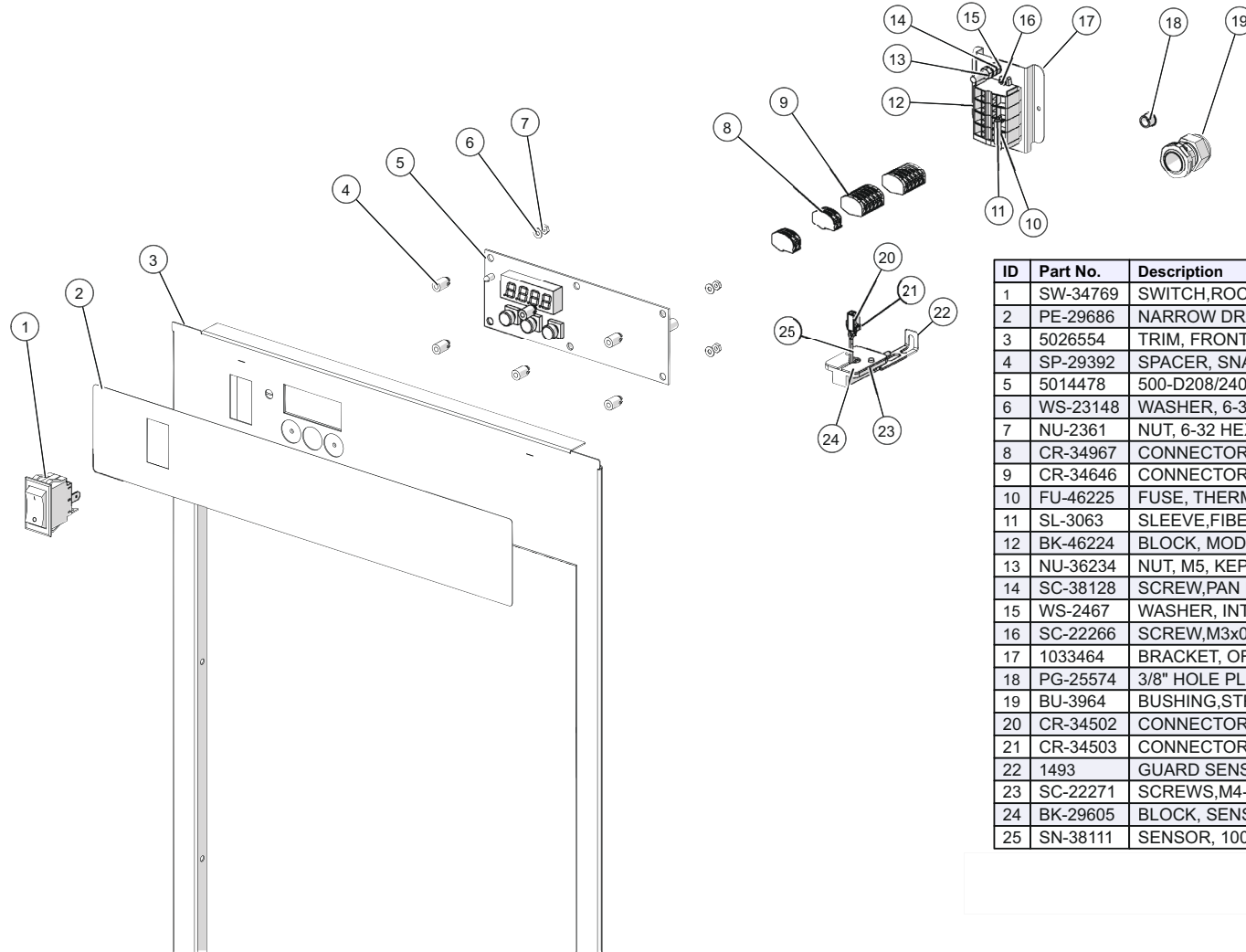
ID	Part No.	Description
1	SW-34769	SWITCH,ROCKER,125-277V,20A
2	PE-29686	NARROW DRAWER WARMER OVERLAY
3	5026554	TRIM, FRONT, STUD ASSY
4	SP-29392	SPACER, SNAP-IN, 7/16" FOR ELAN
5	5014442	500-D 120V ELEC CHASSIS ASSB
6	WS-23148	WASHER, 6-32, FLAT, NYL
7	NU-2361	NUT, 6-32 HEX, S/S
8	CR-34646	CONNECTOR-5 CONDUCTOR
9	CR-34502	CONNECTOR, HOUSING, 2 PORTS
10	CR-34503	CONNECTOR, RECTANGULAR CONTACTS
11	1493	GUARD SENSOR,W/MW
12	SC-22271	SCREWS,M4-0.7X6MM PHIL
13	BK-29605	BLOCK, SENSOR, ELEC. CONTROL
14	SN-38111	SENSOR, 1000 OHM, 110" WIRE
15	PG-25574	3/8" HOLE PLUG
16	BU-3964	BUSHING,STRAIGHT,STRAIN RELIEF
17	1003936	HI-LIMIT PROTECTION COVER
18	TT-33476	THERMOSTAT, 300F HI-LIMIT

Control Package "B", 208-240V, 500-3D



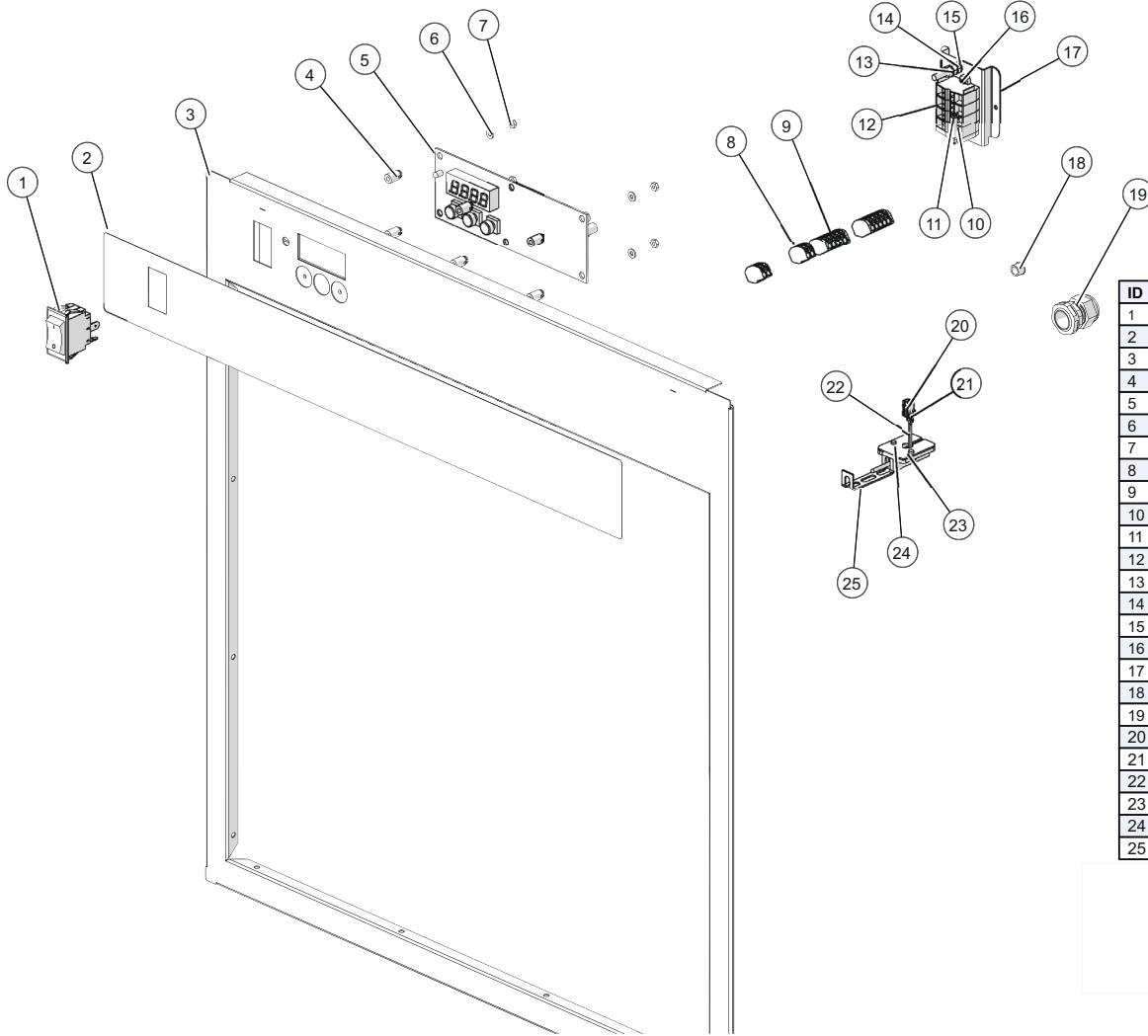
ID	Part No.	Description
1	SW-34769	SWITCH,ROCKER,125-277V,20A
2	PE-29685	OVERLAY,500-D, SIMPLE CONTROL
3	5026552	TRIM, FRONT, STUD ASSY
4	SP-29392	SPACER, SNAP-IN, 7/16" FOR ELAN
5	5014478	500-D208/240V ELE CHASSIS ASSB
6	WS-23148	WASHER, 6-32, FLAT, NYL
7	NU-2361	NUT, 6-32 HEX, S/S
8	CR-34967	CONNECTOR-2 CONDUCTOR
9	CR-34646	CONNECTOR-5 CONDUCTOR
10	FU-46225	FUSE, THERMAL CUTOFF, 212F
11	SL-3063	SLEEVE,FIBER,HEAT TREAT
12	BK-46224	BLOCK, MODULAR, 4 POLE,
13	NU-36234	NUT, M5, KEPS
14	SC-38128	SCREW,PAN PH, METRIC, M5
15	WS-2467	WASHER, INT. LOCK
16	SC-22266	SCREW,M3x0.5X6MM PAN
17	1033464	BRACKET, OFFSET, TERMINAL
18	PG-25574	3/8" HOLE PLUG
19	BU-3964	BUSHING,STRAIGHT,STRAIN RELIEF
20	CR-34502	CONNECTOR, HOUSING, 2 PORTS
21	CR-34503	CONNECTOR, RECTANGULAR CONTACTS
22	SN-38111	SENSOR, 1000 OHM, 110" WIRE
23	BK-29605	BLOCK, SENSOR, ELEC. CONTROL
24	SC-22271	SCREWS,M4-0.7X6MM PHIL
25	1493	GUARD SENSOR,W/MW

Control Package "B", 208-240V, 500-3DN



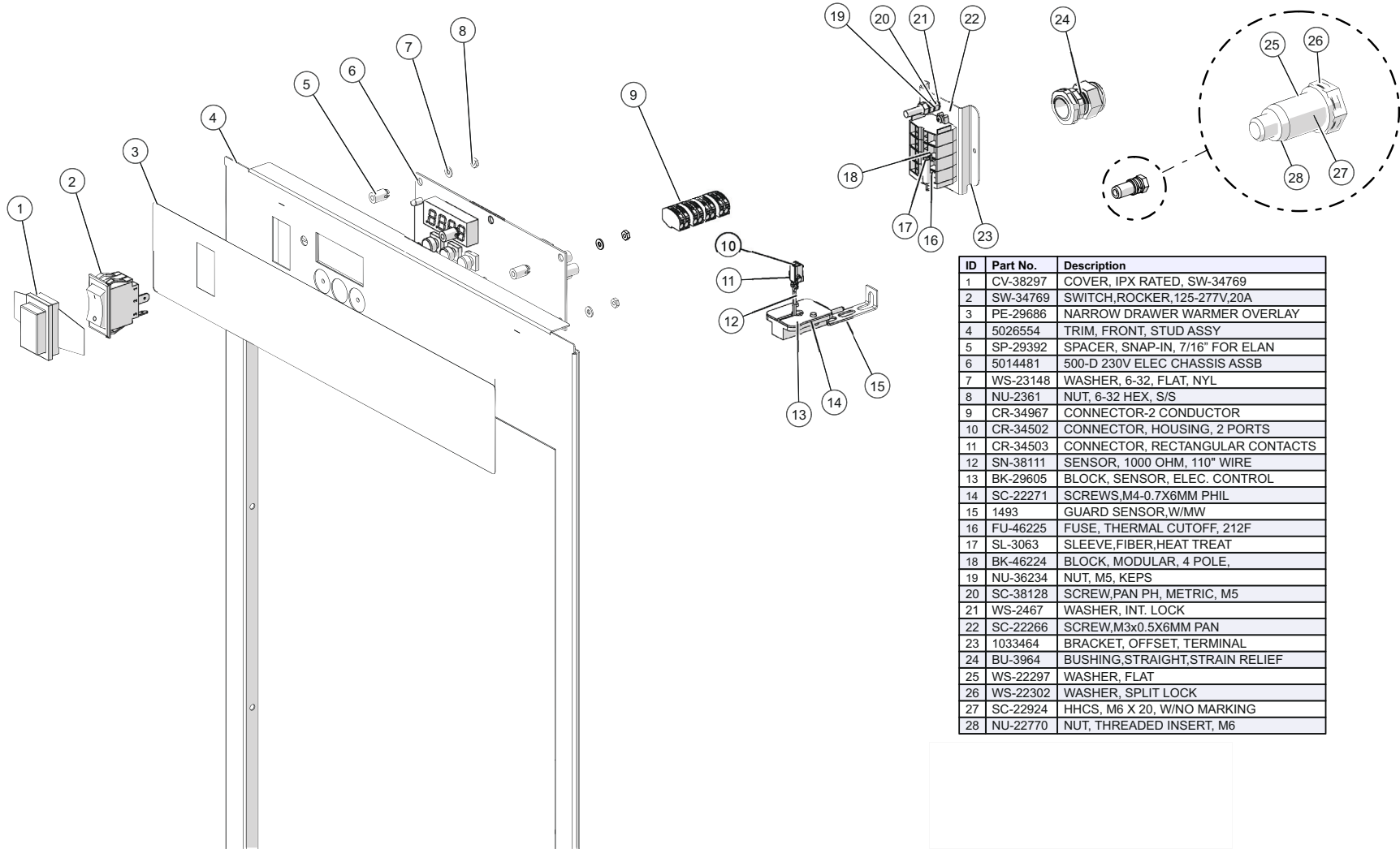
ID	Part No.	Description
1	SW-34769	SWITCH,ROCKER,125-277V,20A
2	PE-29686	NARROW DRAWER WARMER OVERLAY
3	5026554	TRIM, FRONT, STUD ASSY
4	SP-29392	SPACER, SNAP-IN, 7/16" FOR ELAN
5	5014478	500-D208/240V ELE CHASSIS ASSB
6	WS-23148	WASHER, 6-32, FLAT, NYL
7	NU-2361	NUT, 6-32 HEX, S/S
8	CR-34967	CONNECTOR-2 CONDUCTOR
9	CR-34646	CONNECTOR-5 CONDUCTOR
10	FU-46225	FUSE, THERMAL CUTOFF, 212F
11	SL-3063	SLEEVE,FIBER,HEAT TREAT
12	BK-46224	BLOCK, MODULAR, 4 POLE,
13	NU-36234	NUT, M5, KEPS
14	SC-38128	SCREW,PAN PH, METRIC, M5
15	WS-2467	WASHER, INT. LOCK
16	SC-22266	SCREW,M3x0.5X6MM PAN
17	1033464	BRACKET, OFFSET, TERMINAL
18	PG-25574	3/8" HOLE PLUG
19	BU-3964	BUSHING,STRAIGHT,STRAIN RELIEF
20	CR-34502	CONNECTOR, HOUSING, 2 PORTS
21	CR-34503	CONNECTOR, RECTANGULAR CONTACTS
22	1493	GUARD SENSOR,W/MW
23	SC-22271	SCREWS,M4-0.7X6MM PHIL
24	BK-29605	BLOCK, SENSOR, ELEC. CONTROL
25	SN-38111	SENSOR, 1000 OHM, 110" WIRE

Control Package "C", 230V, 500-3D



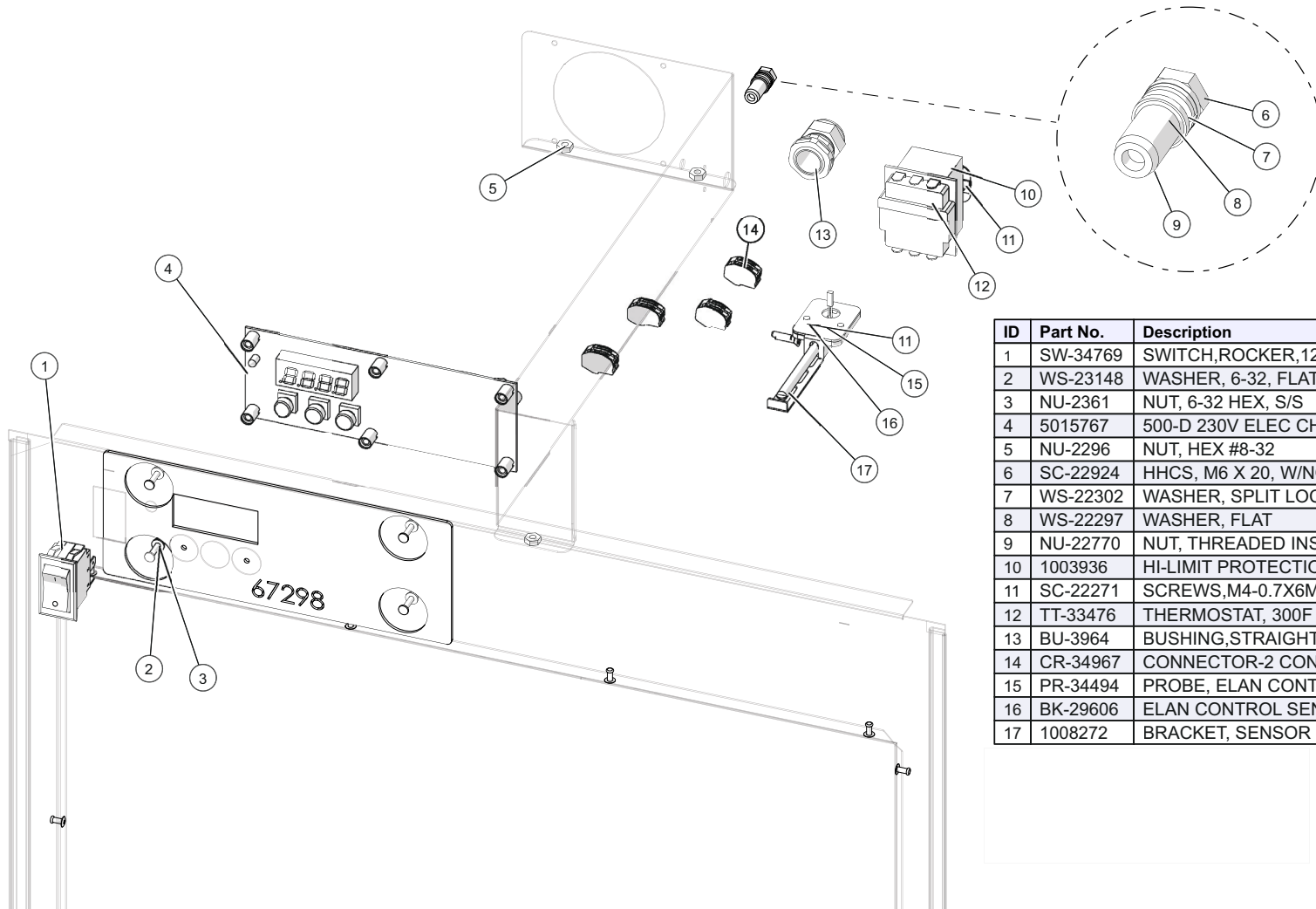
ID	Part No.	Description
1	SW-34769	SWITCH,ROCKER,125-277V,20A
2	PE-29685	OVERLAY, 500-D, SIMPLE CONTROL
3	5026552	TRIM, FRONT, STUD ASSY
4	SP-29392	SPACER, SNAP-IN, 7/16" FOR ELAN
5	5014478	500-D208/240V ELE CHASSIS ASSB
6	WS-23148	WASHER, 6-32, FLAT, NYL
7	NU-2361	NUT, 6-32 HEX, S/S
8	CR-34967	CONNECTOR-2 CONDUCTOR
9	CR-34646	CONNECTOR-5 CONDUCTOR
10	FU-46225	FUSE, THERMAL CUTOFF, 212F
11	SL-3063	SLEEVE,FIBER,HEAT TREAT
12	BK-46224	BLOCK, MODULAR, 4 POLE,
13	NU-36234	NUT, M5, KEPS
14	SC-38128	SCREW,PAN PH, METRIC, M5
15	WS-2467	WASHER, INT. LOCK
16	SC-22266	SCREW,M3x0.5X6MM PAN
17	1033464	BRACKET, OFFSET, TERMINAL
18	PG-25574	3/8" HOLE PLUG
19	BU-3964	BUSHING,STRAIGHT,STRAIN RELIEF
20	CR-34502	CONNECTOR, HOUSING, 2 PORTS
21	CR-34503	CONNECTOR, RECTANGULAR CONTACTS
22	SN-38111	SENSOR, 1000 OHM, 110" WIRE
23	BK-29605	BLOCK, SENSOR, ELEC. CONTROL
24	SC-22271	SCREWS,M4-0.7X6MM PHIL
25	1493	GUARD SENSOR,W/MW

Control Package "C", 230V, 500-3DN



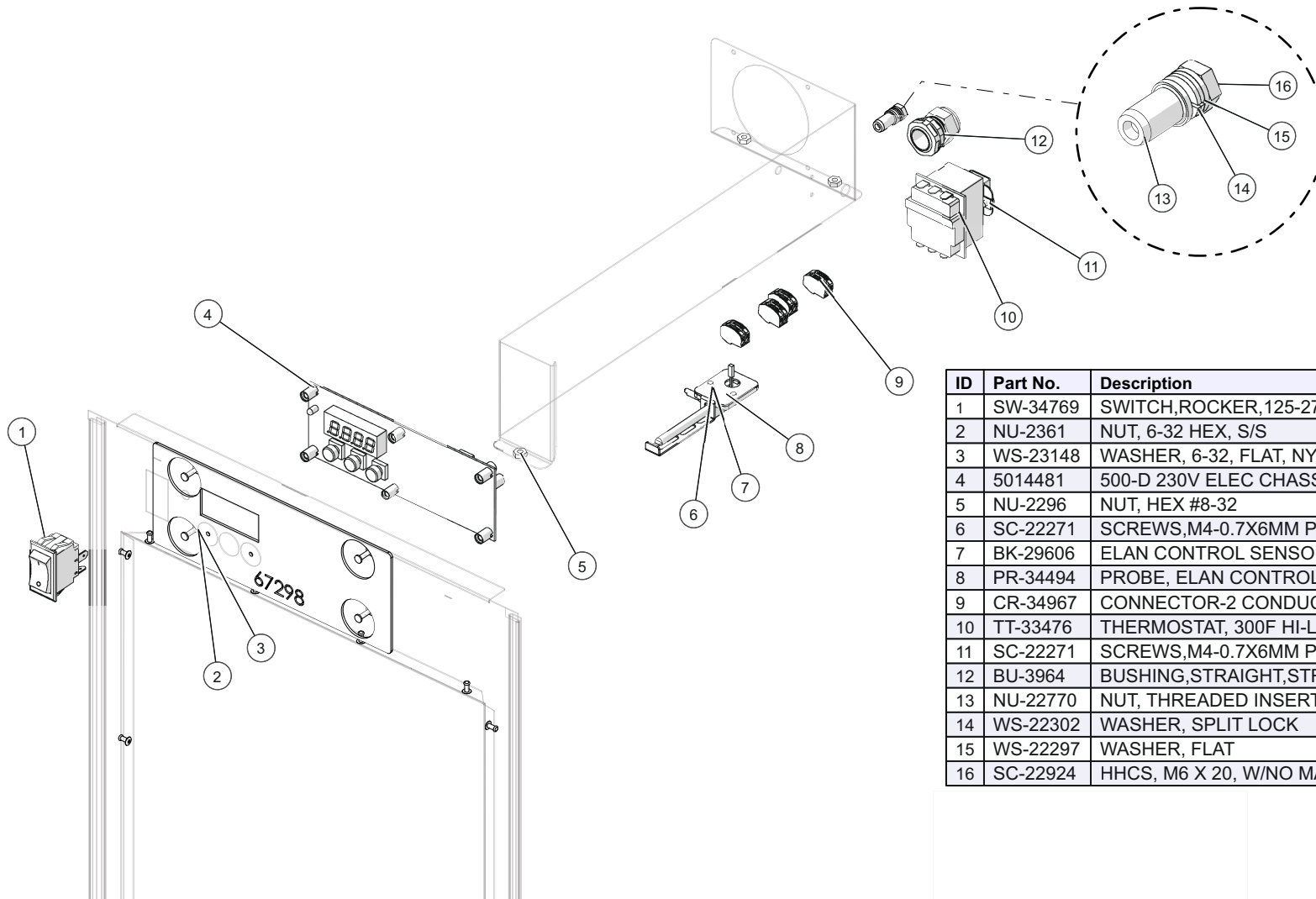
ID	Part No.	Description
1	CV-38297	COVER, IPX RATED, SW-34769
2	SW-34769	SWITCH,ROCKER,125-277V,20A
3	PE-29686	NARROW DRAWER WARMER OVERLAY
4	5026554	TRIM, FRONT, STUD ASSY
5	SP-29392	SPACER, SNAP-IN, 7/16" FOR ELAN
6	5014481	500-D 230V ELEC CHASSIS ASSB
7	WS-23148	WASHER, 6-32, FLAT, NYL
8	NU-2361	NUT, 6-32 HEX, S/S
9	CR-34967	CONNECTOR-2 CONDUCTOR
10	CR-34502	CONNECTOR, HOUSING, 2 PORTS
11	CR-34503	CONNECTOR, RECTANGULAR CONTACTS
12	SN-38111	SENSOR, 1000 OHM, 110" WIRE
13	BK-29605	BLOCK, SENSOR, ELEC. CONTROL
14	SC-22271	SCREWS,M4-0.7X6MM PHIL
15	1493	GUARD SENSOR,W/MW
16	FU-46225	FUSE, THERMAL CUTOFF, 212F
17	SL-3063	SLEEVE,FIBER,HEAT TREAT
18	BK-46224	BLOCK, MODULAR, 4 POLE,
19	NU-36234	NUT, M5, KEPS
20	SC-38128	SCREW,PAN PH, METRIC, M5
21	WS-2467	WASHER, INT. LOCK
22	SC-22266	SCREW,M3x0.5X6MM PAN
23	1033464	BRACKET, OFFSET, TERMINAL
24	BU-3964	BUSHING,STRAIGHT,STRAIN RELIEF
25	WS-22297	WASHER, FLAT
26	WS-22302	WASHER, SPLIT LOCK
27	SC-22924	HHCS, M6 X 20, W/NO MARKING
28	NU-22770	NUT, THREADED INSERT, M6

Control Package "D", 230V, 500-3D (UK)



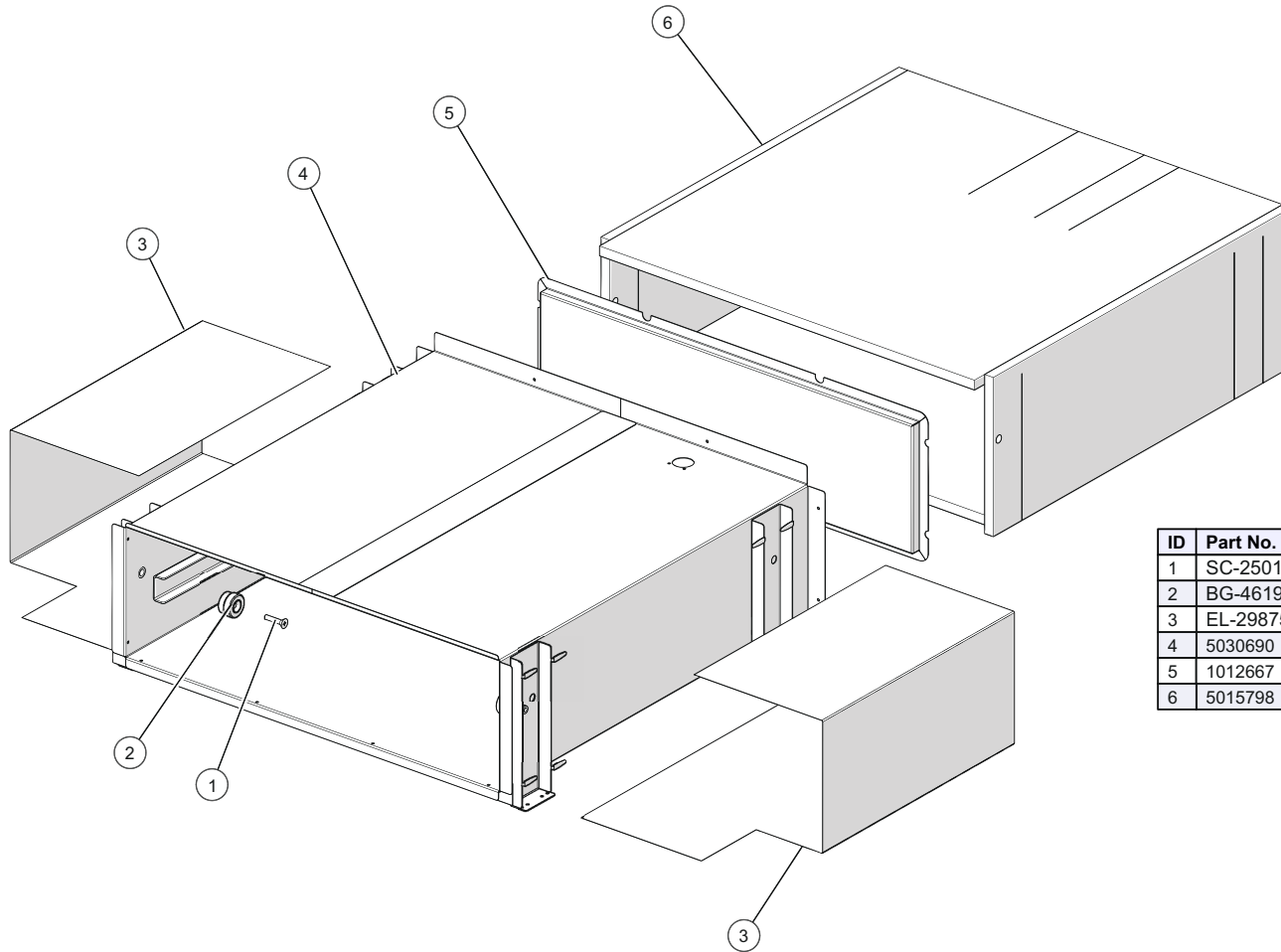
ID	Part No.	Description
1	SW-34769	SWITCH,ROCKER,125-277V,20A
2	WS-23148	WASHER, 6-32, FLAT, NYL
3	NU-2361	NUT, 6-32 HEX, S/S
4	5015767	500-D 230V ELEC CHASSIS ASSB UK
5	NU-2296	NUT, HEX #8-32
6	SC-22924	HHCS, M6 X 20, W/NO MARKING
7	WS-22302	WASHER, SPLIT LOCK
8	WS-22297	WASHER, FLAT
9	NU-22770	NUT, THREADED INSERT, M6
10	1003936	HI-LIMIT PROTECTION COVER
11	SC-22271	SCREWS,M4-0.7X6MM PHIL
12	TT-33476	THERMOSTAT, 300F HI-LIMIT
13	BU-3964	BUSHING,STRAIGHT,STRAIN RELIEF
14	CR-34967	CONNECTOR-2 CONDUCTOR
15	PR-34494	PROBE, ELAN CONTROL CC-34488
16	BK-29606	ELAN CONTROL SENSOR BLOCK
17	1008272	BRACKET, SENSOR MTG.

Control Package "D", 230V, 500-3DN (UK)



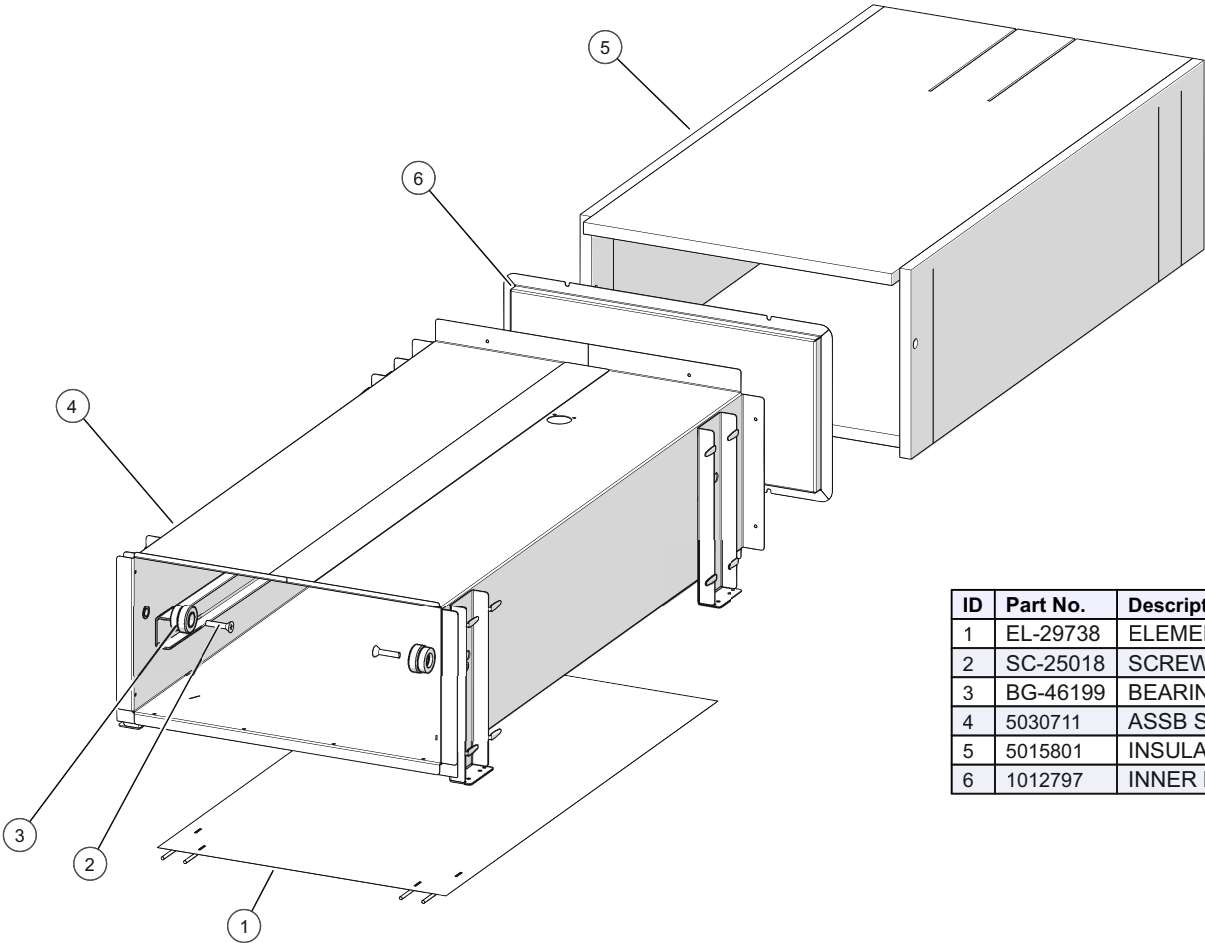
ID	Part No.	Description
1	SW-34769	SWITCH,ROCKER,125-277V,20A
2	NU-2361	NUT, 6-32 HEX, S/S
3	WS-23148	WASHER, 6-32, FLAT, NYL
4	5014481	500-D 230V ELEC CHASSIS ASSB
5	NU-2296	NUT, HEX #8-32
6	SC-22271	SCREWS,M4-0.7X6MM PHIL
7	BK-29606	ELAN CONTROL SENSOR BLOCK
8	PR-34494	PROBE, ELAN CONTROL CC-34488
9	CR-34967	CONNECTOR-2 CONDUCTOR
10	TT-33476	THERMOSTAT, 300F HI-LIMIT
11	SC-22271	SCREWS,M4-0.7X6MM PHIL
12	BU-3964	BUSHING,STRAIGHT,STRAIN RELIEF
13	NU-22770	NUT, THREADED INSERT, M6
14	WS-22302	WASHER, SPLIT LOCK
15	WS-22297	WASHER, FLAT
16	SC-22924	HHCS, M6 X 20, W/NO MARKING

Cavity Package "A", 500-1D



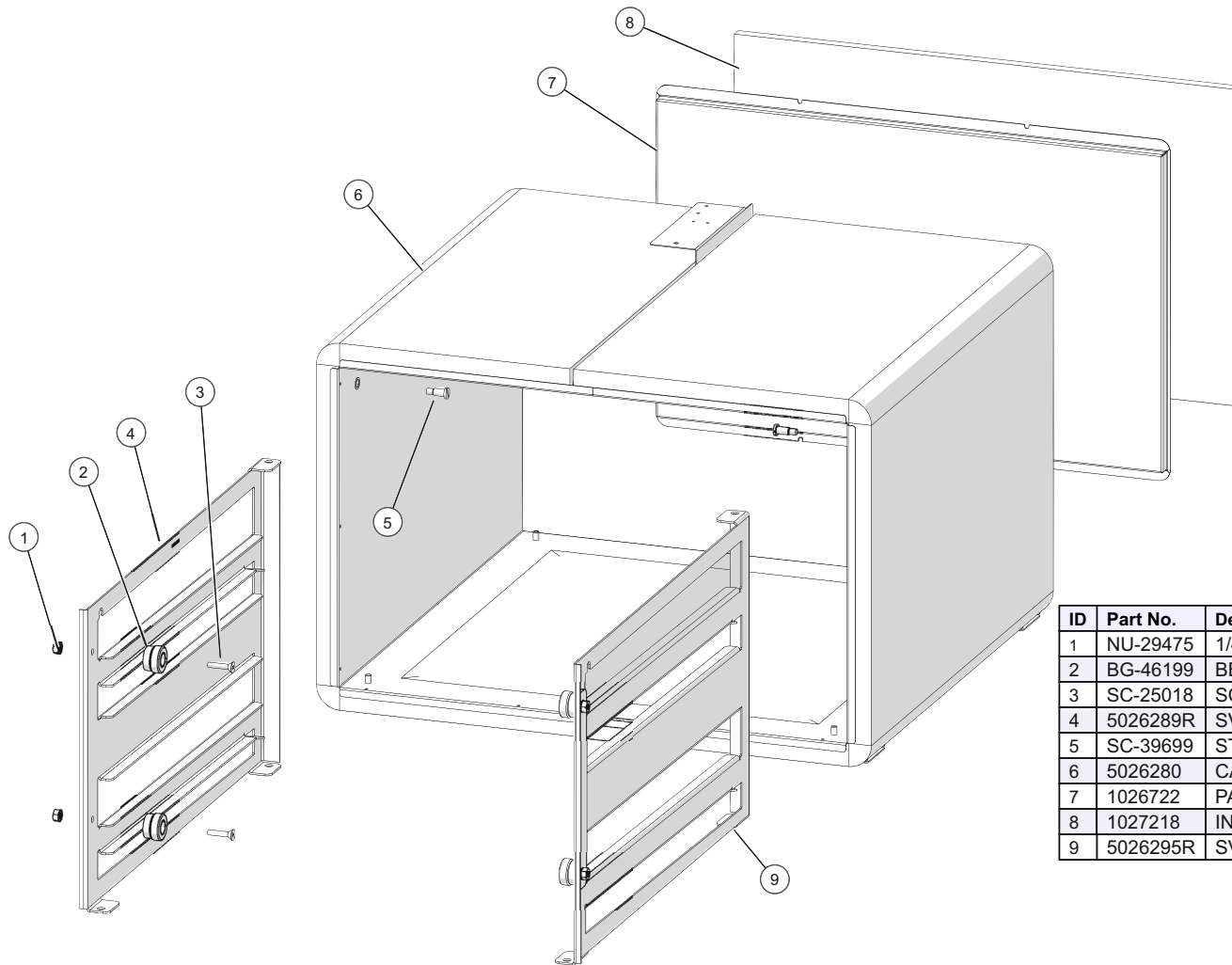
ID	Part No.	Description
1	SC-25018	1/4-20 x 1 1/8" FLAT HD
2	BG-46199	BEARING, ROLLER
3	EL-29875	ELEMENT, 320W, FOIL PAD HEATER
4	5030690	ASSB SPOT, TUBE
5	1012667	PANEL, INNER BACK, 500-1D
6	5015798	INSULATION PACKAGE, 500-1D

Cavity Package "A", 500-1DN



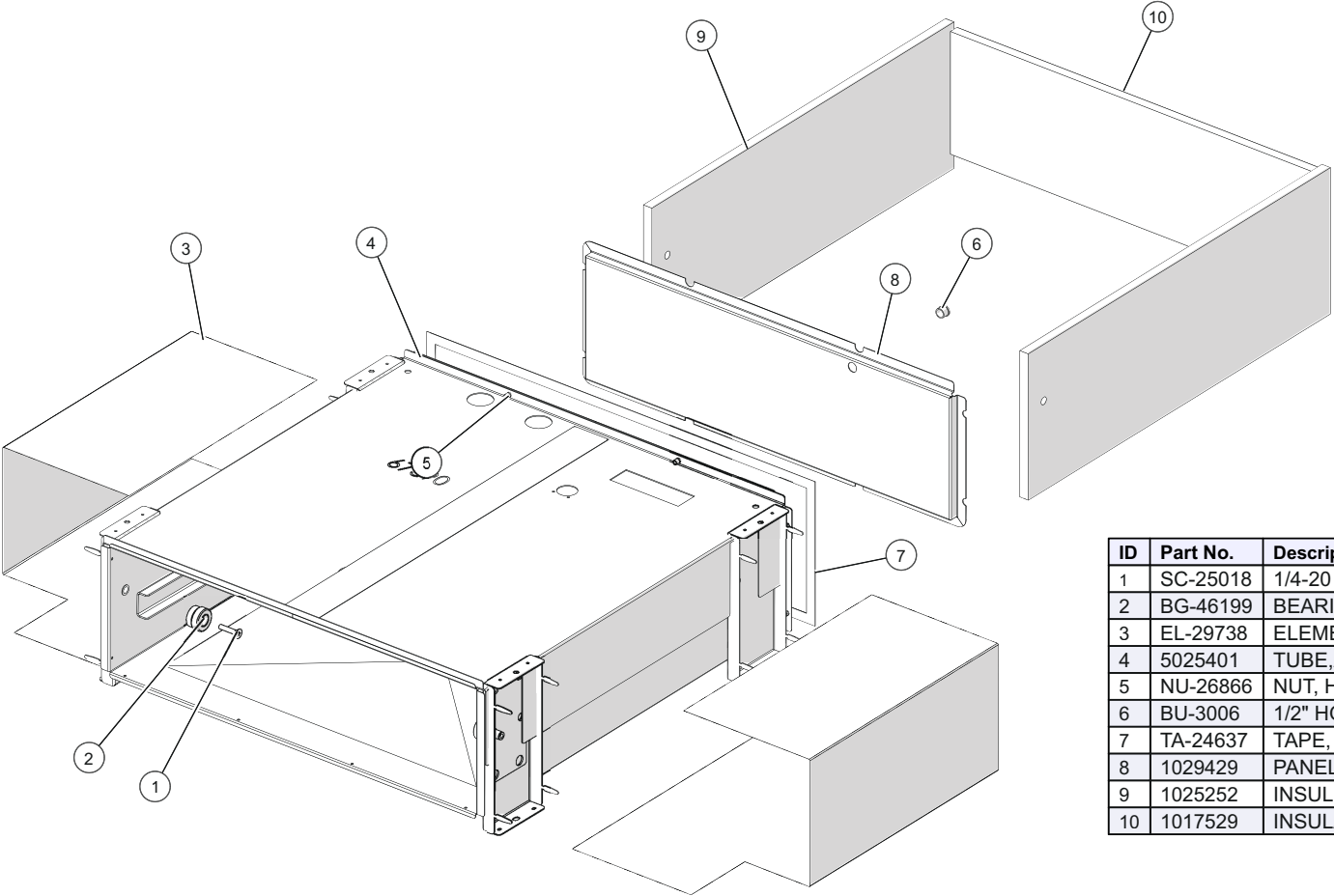
ID	Part No.	Description
1	EL-29738	ELEMENT, 640W, FOIL PAD HEATER
2	SC-25018	SCREW, 1/4-20 x 1 1/8" FLAT HD
3	BG-46199	BEARING, ROLLER
4	5030711	ASSB SPOT, TUBE
5	5015801	INSULATION PACKAGE
6	1012797	INNER BACK PANEL, 500-1DN

Cavity Package "A", 500-2D



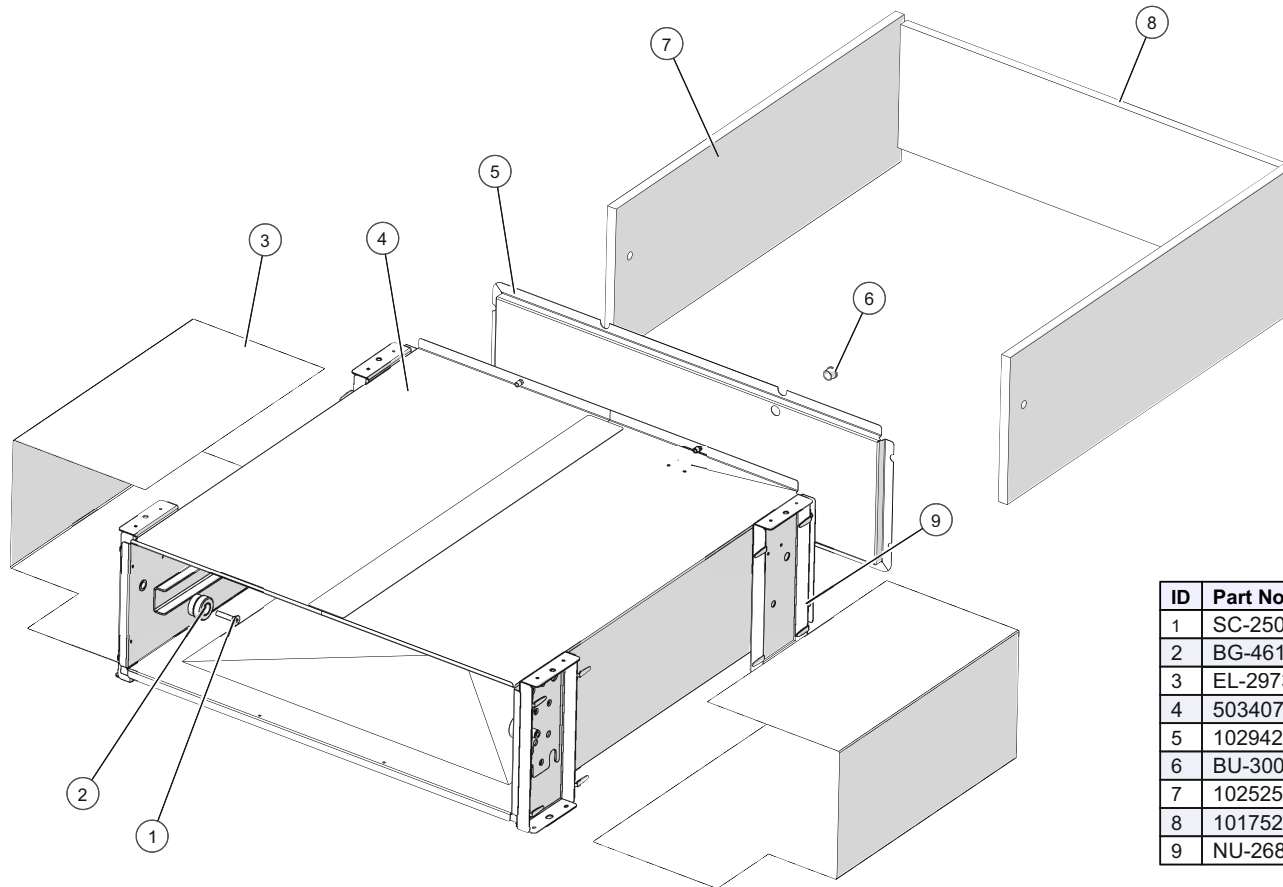
ID	Part No.	Description
1	NU-29475	1/4"-20 KEPS NUT
2	BG-46199	BEARING, ROLLER
3	SC-25018	SCREW, 1/4-20 x 1 1/8" FLAT HD
4	5026289R	SVC KIT, LEFT HAND RAIL ASSY
5	SC-39699	STUD, S/S PIVOT
6	5026280	CAVITY, HEAT PAD ASSY
7	1026722	PANEL, INNER BACK
8	1027218	INSULATION, 500-2D, BACK
9	5026295R	SVC KIT, RIGHT HAND RAIL ASSY

Cavity Package "A", 500-2DI



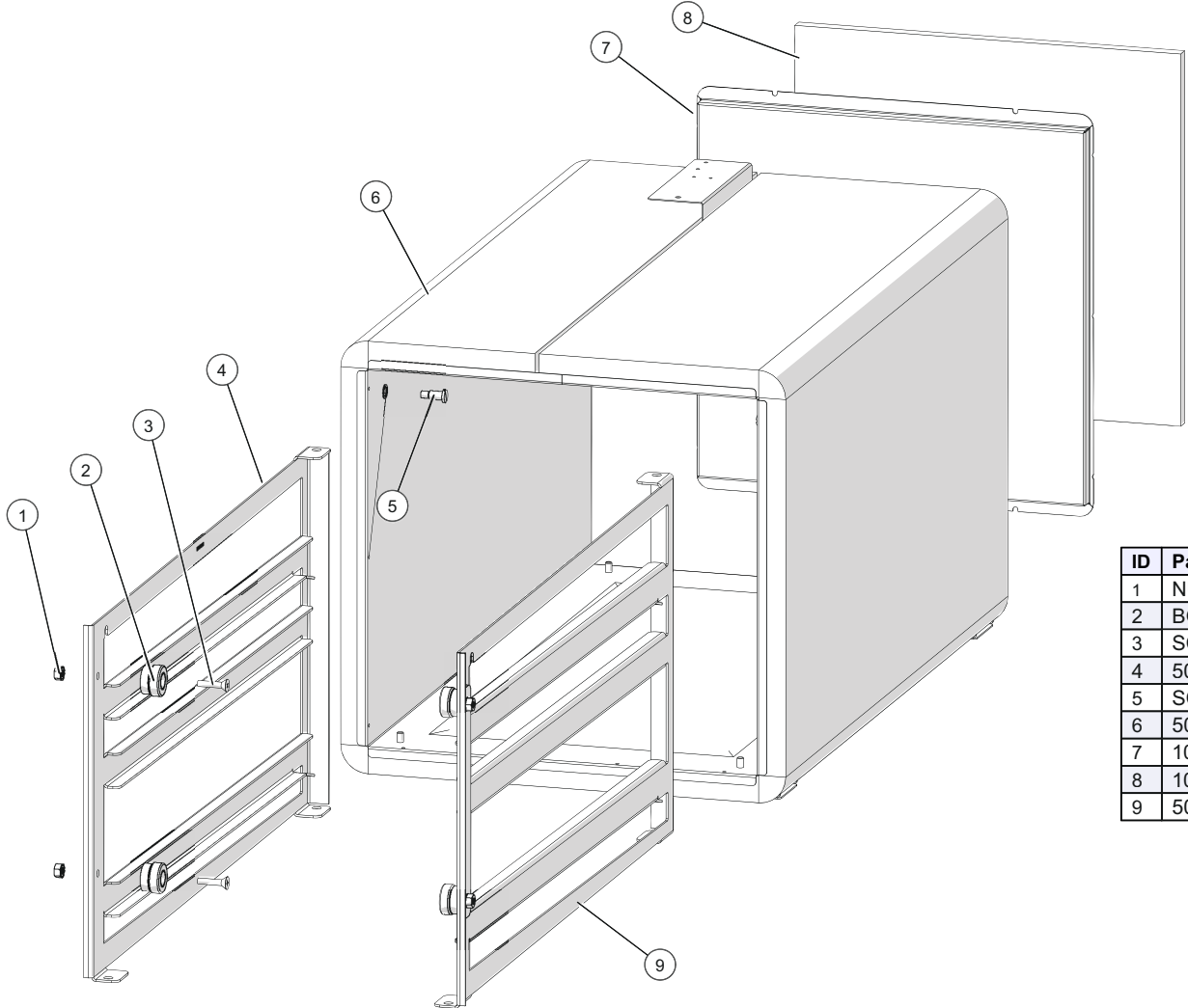
ID	Part No.	Description
1	SC-25018	1/4-20 x 1 1/8" FLAT HD
2	BG-46199	BEARING, ROLLER
3	EL-29738	ELEMENT, 320W, FOIL PAD HEATER
4	5025401	TUBE,ASSY,SPOTWELD,INDIVIDUAL
5	NU-26866	NUT, HEX INSERT M4
6	BU-3006	1/2" HOLE BUSHING
7	TA-24637	TAPE, DOUBLE SIDED, 5.1 Ft
8	1029429	PANEL, INNER BACK, 500-2DI
9	1025252	INSUL, SIDE, 7.750" X 22.485"
10	1017529	INSULATION,500-1D,BACK,

Cavity Package "A", Standard, 500-2DI



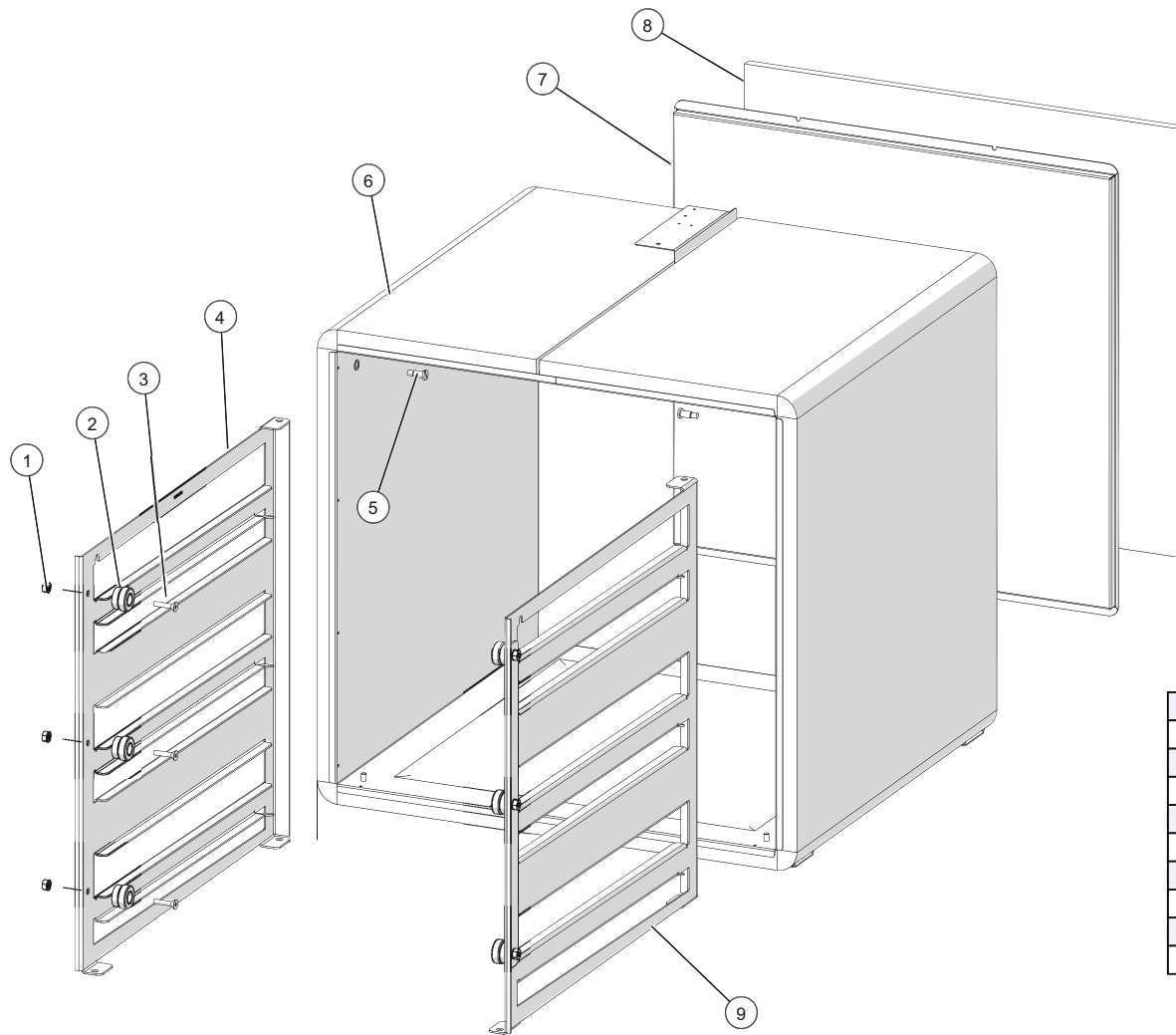
ID	Part No.	Description
1	SC-25018	SCREW, 1/4-20 x 1 1/8" FLAT HD
2	BG-46199	BEARING, ROLLER
3	EL-29738	ELEMENT, 320W, FOIL PAD HEATER
4	5034077	TUBE, ASSY, SPOTWELD, INDIVIDUAL
5	1029429	PANEL, INNER BACK, 500-2DI
6	BU-3006	1/2" HOLE BUSHING
7	1025252	INSUL, SIDE, 7.750" X 22.485"
8	1017529	INSULATION, 500-1D, BACK,
9	NU-26866	NUT, HEX INSERT M4

Cavity Package "A", 500-2DN



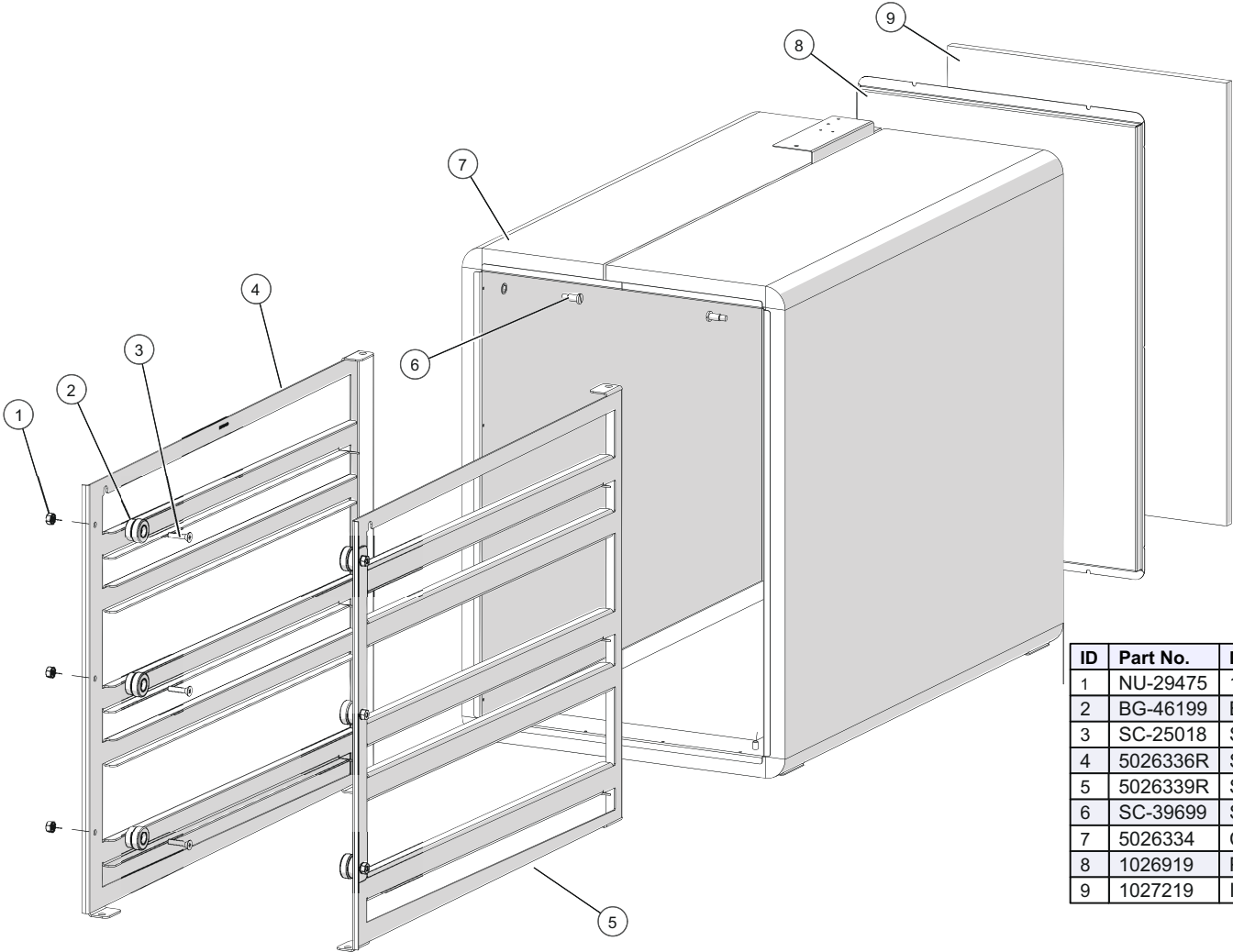
ID	Part No.	Description
1	NU-29475	1/4"-20 KEPS NUT
2	BG-46199	BEARING, ROLLER
3	SC-25018	SCREW, 1/4-20 x 1 1/8" FLAT HD
4	5026316R	SVC KIT, LEFT HAND RAIL ASSY
5	SC-39699	STUD,S/S PIVOT
6	5026318	CAVITY, HEAT PAD ASSY
7	1026854	PANEL, INNER BACK
8	1027216	INSULATION,500-2DN,BACK
9	5026320R	SVC KIT, RIGHT HAND RAIL ASSY

Cavity Package "A", 500-3D



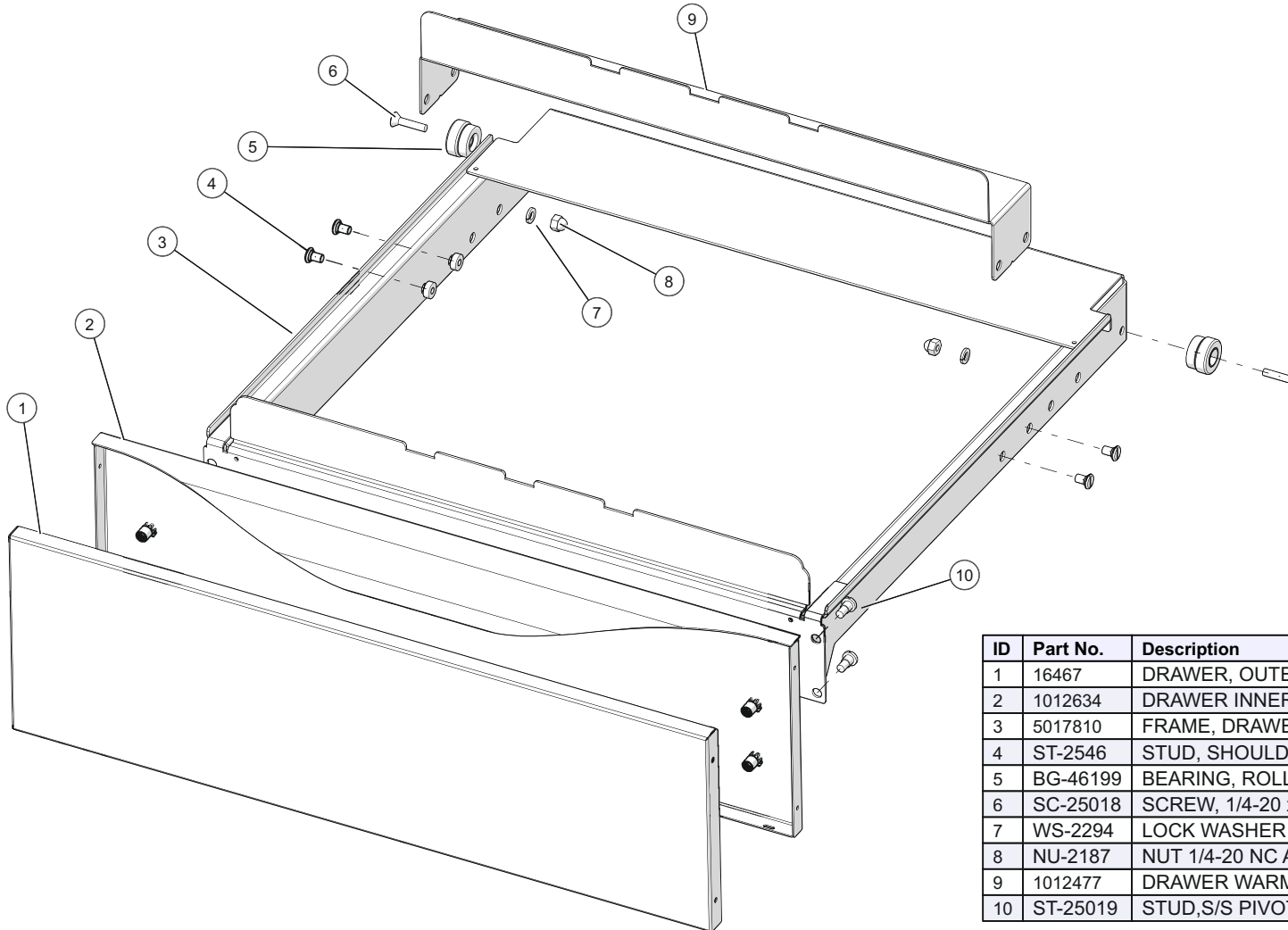
ID	Part No.	Description
1	NU-29475	1/4"-20 KEPS NUT
2	BG-46199	BEARING, ROLLER
3	SC-25018	SCREW, 1/4-20 x 1 1/8" FLAT HD
4	5026326R	SVC KIT, LEFT HAND RAIL ASSY
5	SC-39699	STUD, S/S PIVOT
6	5026324	CAVITY, HEAT PAD ASSY
7	1026878	PANEL, INNER BACK
8	1027217	INSULATION, 500-3D, BACK
9	5026330R	SVC KIT, RIGHT HAND RAIL ASSY

Cavity Package "A", 500-3DN



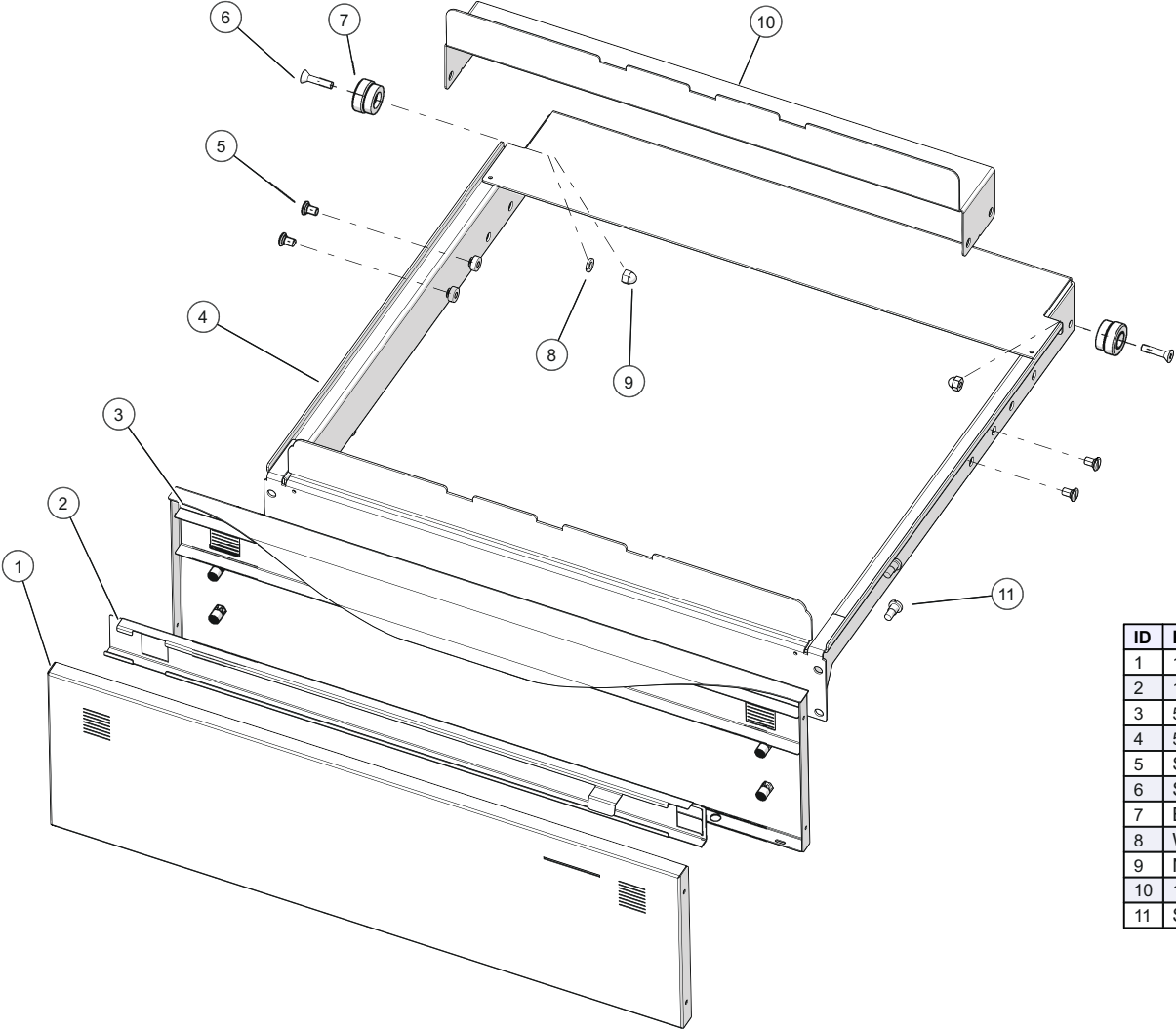
ID	Part No.	Description
1	NU-29475	1/4"-20 KEPS NUT
2	BG-46199	BEARING, ROLLER
3	SC-25018	SCREW, 1/4-20 x 1 1/8" FLAT HD
4	5026336R	SVC KIT, LEFT HAND RAIL ASSY
5	5026339R	SVC KIT, RIGHT HAND RAIL ASSY
6	SC-39699	STUD,S/S PIVOT
7	5026334	CAVITY, HEAT PAD ASSY
8	1026919	PANEL, INNER BACK
9	1027219	INSULATION,500-3DN,BACK

Drawer Assembly, D Series, Non-Vented



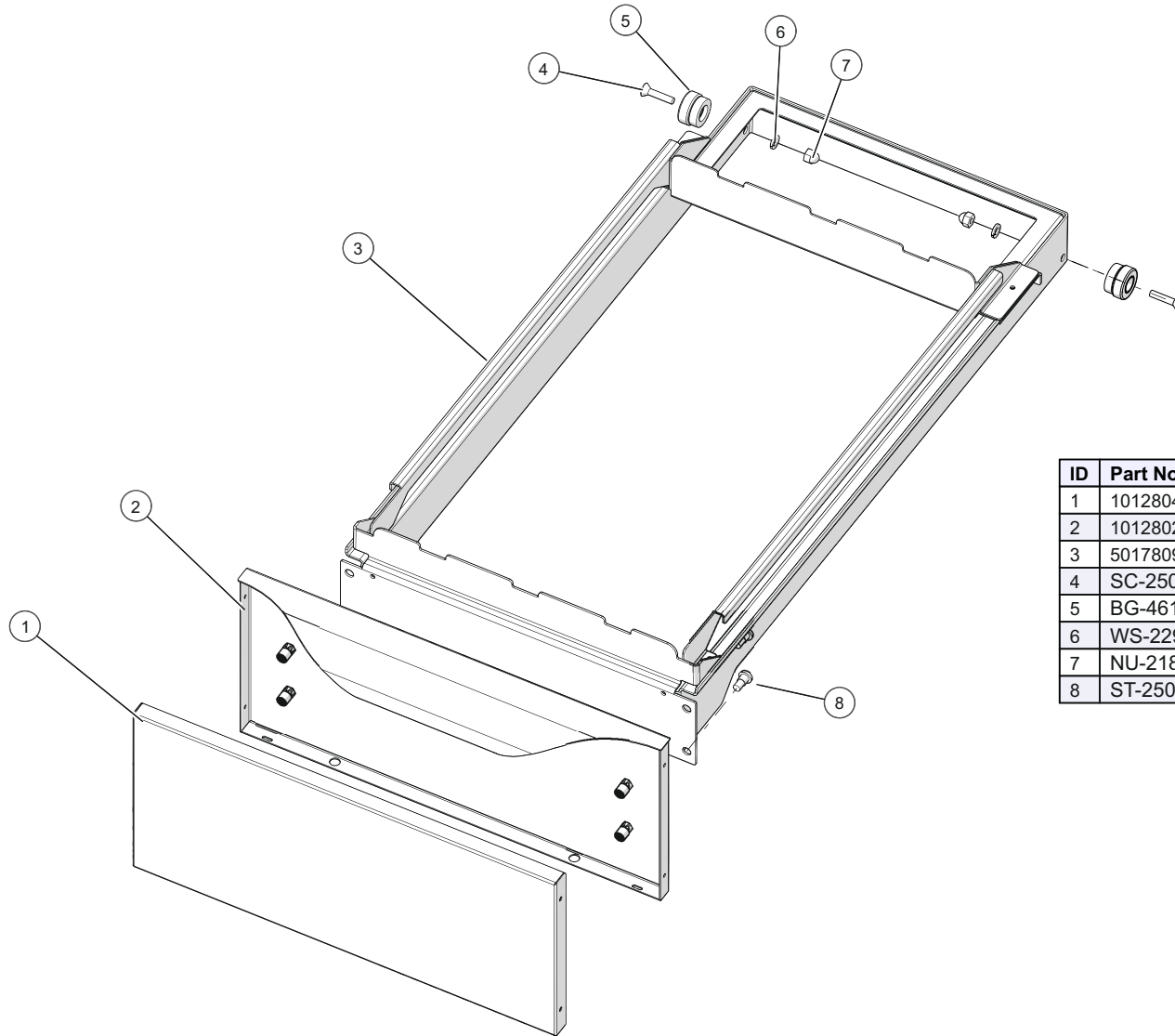
ID	Part No.	Description
1	16467	DRAWER, OUTER
2	1012634	DRAWER INNER W/HANDLE
3	5017810	FRAME, DRAWER, SPOT
4	ST-2546	STUD, SHOULDER, SHORT, S/S
5	BG-46199	BEARING, ROLLER
6	SC-25018	SCREW, 1/4-20 x 1 1/8" FLAT HD S/S
7	WS-2294	LOCK WASHER 1/4"
8	NU-2187	NUT 1/4-20 NC ACORN #18-8 S/S
9	1012477	DRAWER WARMER, FRAME, PAN SLIDE
10	ST-25019	STUD,S/S PIVOT,500-1,2,3D,DN'S

Drawer Assembly, D Series, Vented



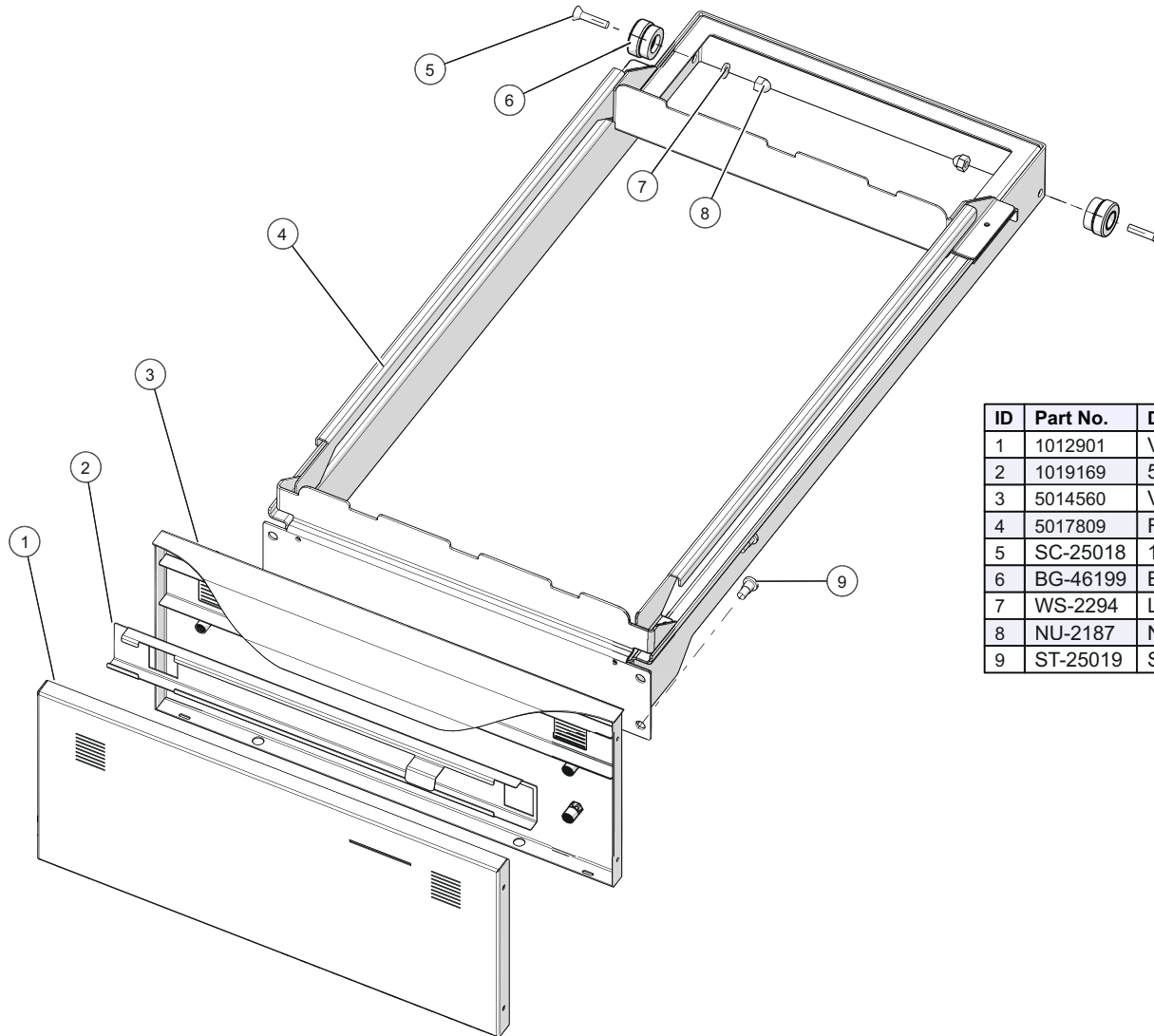
ID	Part No.	Description
1	1012899	VENTED DRAWER, OUTER
2	1019159	500-D VENT SLIDE
3	5014558	VENTED DRAWER FRONT SPOT
4	5017810	FRAME, DRAWER, SPOT
5	ST-2546	STUD, SHOULDER, SHORT, S/S
6	SC-25018	1/4-20 x 1 1/8" FLAT HD S/S
7	BG-46199	BEARING, ROLLER
8	WS-2294	LOCK WASHER 1/4"
9	NU-2187	NUT 1/4-20 NC ACORN #18-8 S/S
10	1012477	DRAWER WARMER, FRAME, PAN SLIDE
11	ST-25019	STUD,S/S PIVOT,500-1,2,3D,DN'S

Drawer Assembly, DN Series, Non-Vented



ID	Part No.	Description
1	1012804	NARROW DRAWER, OUTER
2	1012802	DRAWER INNER W/HANDLE
3	5017809	FRAME, DRAWER SPOT
4	SC-25018	1/4-20 x 1 1/8" FLAT HD S/S
5	BG-46199	BEARING, ROLLER
6	WS-2294	LOCK WASHER 1/4"
7	NU-2187	NUT 1/4-20 NC ACORN #18-8 S/S
8	ST-25019	STUD,S/S PIVOT,500-1,2,3D,DN'S

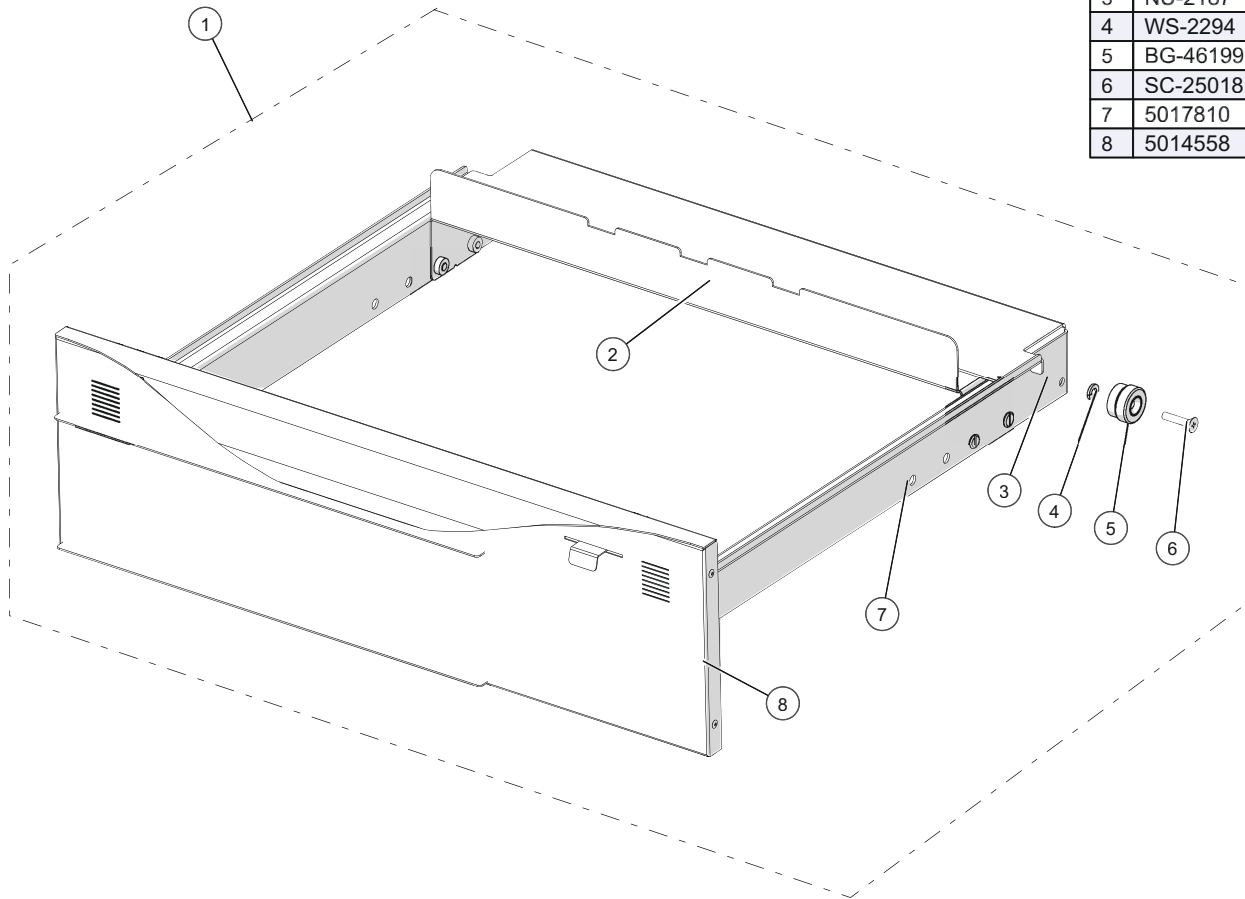
Drawer Assembly, DN Series, Vented



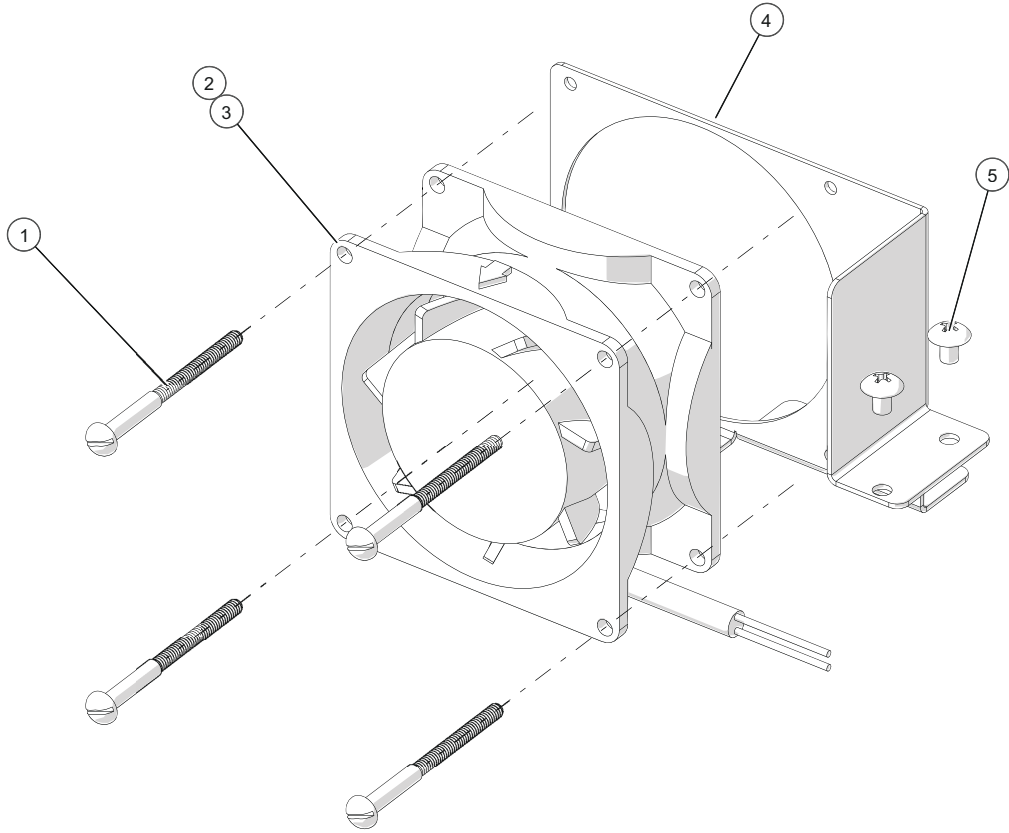
ID	Part No.	Description
1	1012901	VENTED NARROW DRAWER, OUTER
2	1019169	500-DN VENT SLIDE
3	5014560	VENTED NARROW DRAWER SPOT
4	5017809	FRAME, DRAWER SPOT
5	SC-25018	1/4-20 x 1 1/8" FLAT HD S/S
6	BG-46199	BEARING, ROLLER
7	WS-2294	LOCK WASHER 1/4"
8	NU-2187	NUT 1/4-20 NC ACORN #18-8 S/S
9	ST-25019	STUD, S/S PIVOT, 500-1, 2, 3D, DN'S

Kit, 500-DS Vented Drawer Frame OS

ID	Part No.	Description
1	5017071R	KIT, VENTED DRAWER FRAME,
2	5013916	PAN SUPPORT, DRAWER WARMER
3	NU-2187	NUT 1/4-20 NC ACORN #18-8 S/S
4	WS-2294	LOCK WASHER 1/4"
5	BG-46199	BEARING, ROLLER
6	SC-25018	SCREW, 1/4-20 x 1 1/8" FLAT HD
7	5017810	FRAME, DRAWER, SPOT
8	5014558	VENTED DRAWER FRONT SPOT



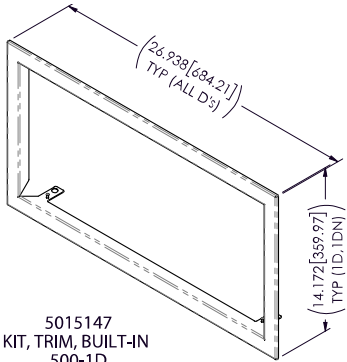
Fan/Bracket Assembly Service Kits



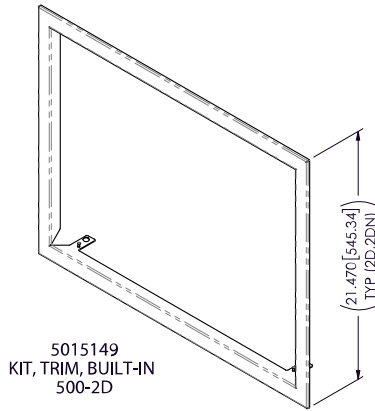
SERVICE KITS:
 5019809: 500-D/DN 120V Fan/Bracket Assembly
 5019810: 500-D/DN 230V Fan/Bracket Assembly

ID	Part No.	Description
1	SC-23154	8-32 X 2 SLOT PAN HEAD 18-8 S.S.
2	FA-3973	FAN, BOX, 115V, 34CFM
3	FA-3974	FAN, BOX, 230V, 34CFM
4	1018197	FAN BRACKET, OPTIONAL
5	SC-2459	8-32 x 1/4" PHIL SCREW

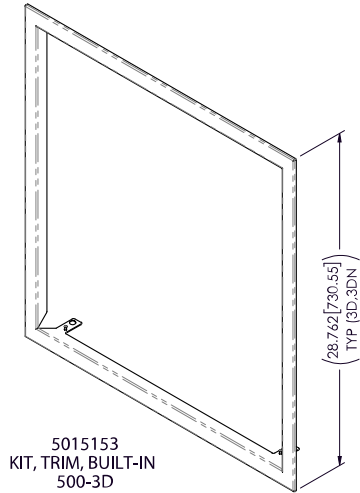
Trim Kits



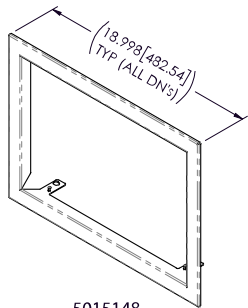
5015147
KIT, TRIM, BUILT-IN
500-1D



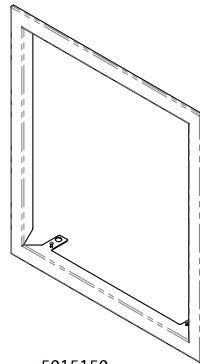
5015149
KIT, TRIM, BUILT-IN
500-2D



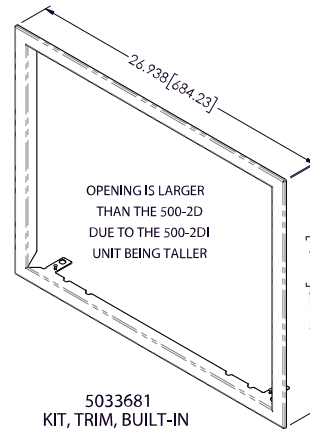
5015153
KIT, TRIM, BUILT-IN
500-3D




5015148
KIT, TRIM, BUILT-IN
500-1DN



5015150
KIT, TRIM, BUILT-IN
500-2DN

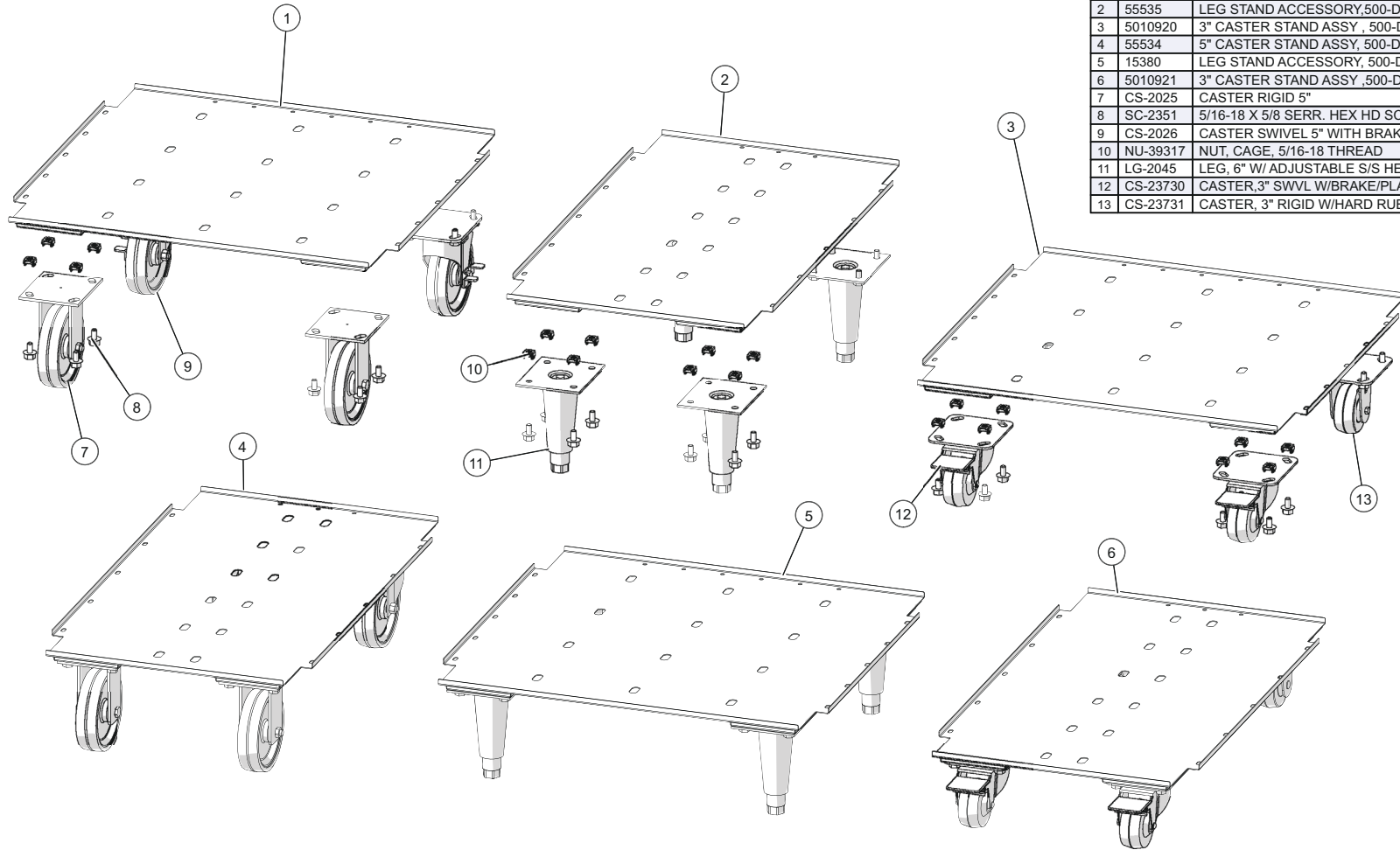


5033681
KIT, TRIM, BUILT-IN
500-2DI



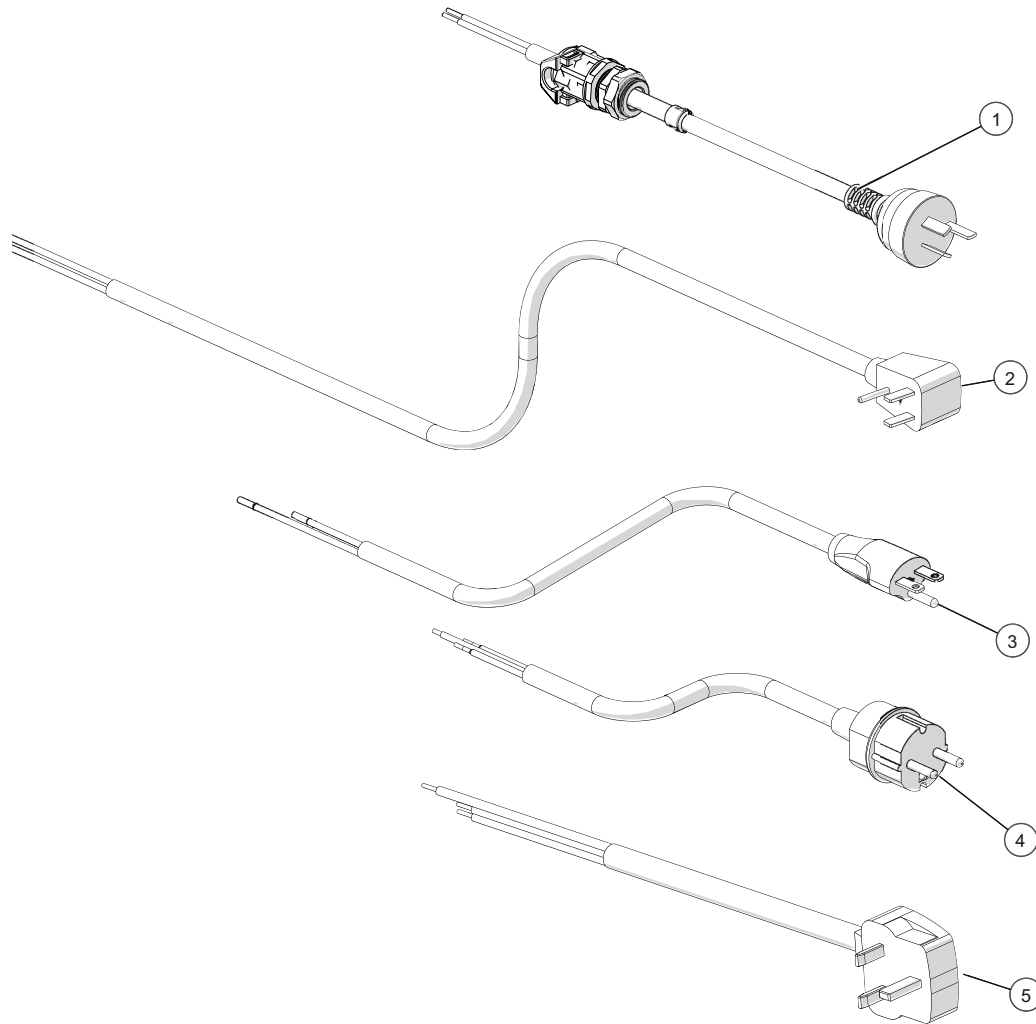
5015154
KIT, TRIM, BUILT-IN
500-3DN

Leg/Caster Stand Assemblies



ID	Part No.	Description
1	15379	5" CASTER STAND ASSY, 500-D
2	55535	LEG STAND ACCESSORY, 500-DN,
3	5010920	3" CASTER STAND ASSY , 500-D
4	55534	5" CASTER STAND ASSY, 500-DN
5	15380	LEG STAND ACCESSORY, 500-D
6	5010921	3" CASTER STAND ASSY ,500-DN
7	CS-2025	CASTER RIGID 5"
8	SC-2351	5/16-18 X 5/8 SERR. HEX HD SCREW
9	CS-2026	CASTER SWIVEL 5" WITH BRAKE
10	NU-39317	NUT, CAGE, 5/16-18 THREAD
11	LG-2045	LEG, 6" W/ ADJUSTABLE S/S HEX FOOT
12	CS-23730	CASTER, 3" SWVL W/BRAKE/PLATE
13	CS-23731	CASTER, 3" RIGID W/HARD RUBBER

Cordsets



ID	Part No.	Description
1	5022145R	CORDSET, 10A-250V, AS/NZS 3112:2000
2	5015002	CORDSET, NEMA 5-15P
3	5017194	CORDSET, 14/3 NEMA 6-15P 15A-250V
4	5013670	CORDSET, CEE 7/7
5	5014997	CORDSET, BS 1363



ALTO-SHAAM.

Menomonee Falls, WI U.S.A.

Phone 800-558-8744 | +1-262-251-3800 | alto-shaam.com

ASIA

Shanghai, China
Phone +86-21-6173-0336

AUSTRALIA

Brisbane, Queensland
Phone 800-558-8744

CANADA

Concord, Ontario Canada
Toll Free Phone 866-577-4484
Phone +1-905-660-6781

FRANCE

Aix en Provence, France
Phone +33(0)4-88-78-21-73

GMBH

Bochum, Germany
Phone +49 (0)234 298798-0

ITALY

Padua, Italy
Phone +39 3476073504

INDIA

Pune, India

MEXICO

Phone +52 1 477-717-3108

MIDDLE EAST & AFRICA

Dubai, UAE
Phone +971-4-321-9712

CENTRAL & SOUTH AMERICA

Miami, FL USA
Phone +1 954-655-5727

RUSSIA

Moscow, Russia
Phone +7 903 7932331