

J 100



A SALES FEATURES

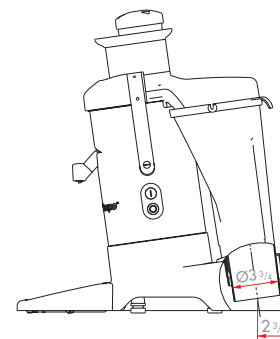
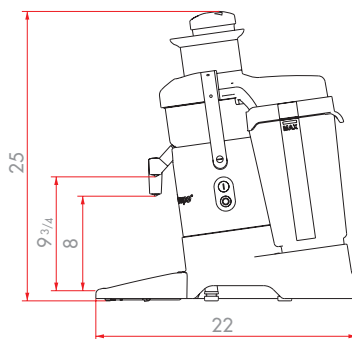
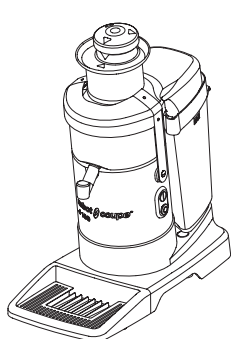
The J 100 juice extractor is designed to make large quantities of ultra-fresh juice from any type of fruit and vegetables in just a few seconds. Equipped with a continuous pulp ejection container for greater user comfort. Inclined base for optimum evacuation of juice. No heating of ingredients. Vitamins are preserved.

B TECHNICAL FEATURES

J 100 juicer – 120V/60/1. Power: 1.3 HP. Constant speed: 3450 rpm. Magnetic safety device and motor brake. Stainless-steel bowl and motor unit. Equipped with a large patented automatic feed tube (3"). Stainless-steel juicer basket, grating disc and filter. Extraction rate: 160 L/hour, equivalent to one glass of fresh juice every 7 seconds. Supplied with both an ejection chute (strap supplied), designed to send a continuous flow of pulp directly into a bin under the worktop, and a 7.2 liters, large-capacity pulp container, plus a drip tray and and two no-splash spouts: a short spout to be used with a blender bowl and a long spout for pitchers and glasses.

STANDARDS

ETL electrical and sanitation Listed/ cETL (Canada)



D

Juice extraction rate

160 L/hour

A glass of ultra-fresh juice in just 7 seconds

E

PRODUCT FEATURES / BENEFITS

MOTOR BASE

- **Induction direct drive motor** for intensive use.
- Very powerful, heavy-duty motor so quiet it can be used right in front of the customer.
- Power: 1.3 HP
- Stainless-steel bowl and motor unit.
- Magnetic safety device and motor brake.
- Constant speed: 3450 rpm.

JUICER FUNCTION

- All-metal juicer boasting our Auto Feed system (Ø 3" = whole apple) for continuous throughput.
- Stainless-steel juicer basket, grating disc and filter for easy cleaning and aftercare.
- No-splash spout.
- Useful height under spout:
 - 9 3/4" to be used with a blender bowl
 - 8" to be used with a pitcher or glass
- Two ways of using your juicer:
 - an ejection chute sends a continuous flow of pulp directly into a bin under the worktop.
 - pulp goes into a 7.2 liters, large-capacity container with translucent sides.

C

TECHNICAL DATA

Power	1.3 HP
Electrical datas	Single phase - 120V/60/1 - 9 Amp
Constant speed	3450 rpm
Dimensions (LxWxH)	10 5/16" x 22 9/32" x 24 23/32"
Gross weight	35 lbs
Reference	J100 - 120V/60/1