



# BEVERAGE-AIR®

PROJECT: \_\_\_\_\_  
 ITEM # QTY: \_\_\_\_\_  
 MODEL # \_\_\_\_\_  
 AIA # SIS# \_\_\_\_\_  
 APPROVED: \_\_\_\_\_

# RI SERIES BOTTOM MOUNT REFRIGERATOR

## RI SERIES BOTTOM MOUNT REFRIGERATOR

### Model: RI18HC-G

GLASS DOOR



**7 YEAR WARRANTY**  
**Parts, Labor, and Compressor**

### CABINET CONSTRUCTION

- Stainless steel exterior and interior
- Full electronic control
- Interior LED light
- Four (4) shelves standard
- Self-closing door with 120° stay-open feature, on spring loaded hinges
- One piece grille
- Snap-in magnetic door gasket
- 3" Heavy duty casters standard



### OPTIONS & ACCESSORIES

- Epoxy shelves & clips
- 6" Casters
- 6" Legs
- Right or left hinged door
- Remote option\* (see note on back page)

### REFRIGERATION SYSTEM

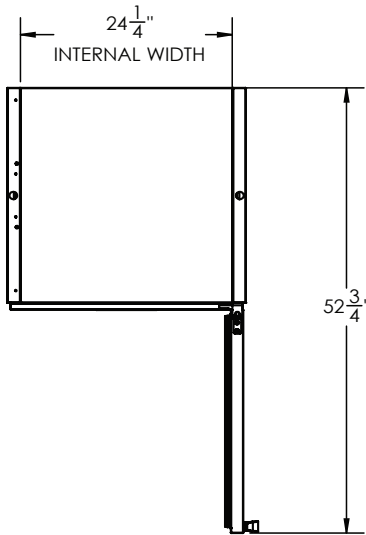
- Uses environmentally friendly, energy efficient R290 refrigerant, and meets all regulatory requirements for CARB, SNAP, DOE & more
- Automatic, non-electric defrost
- Epoxy coated evaporator coil
- Maintains temperature between 36° and 38°F



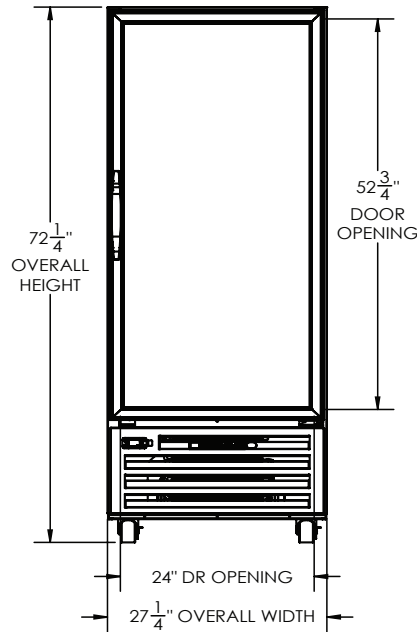
# BEVERAGE-AIR®

## RI Series Refrigerator Model: RI18HC-G

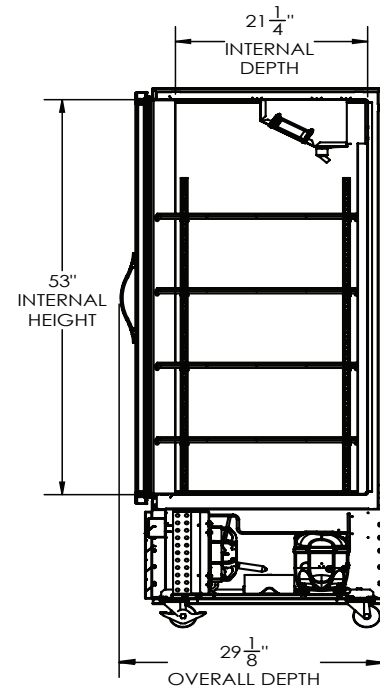
PLAN VIEW



ELEVATION VIEW



SIDE VIEW



### EXTERNAL DIMENSIONAL DATA

Width Overall (in)	27 1/4"
Depth Overall (in)	29 1/8"
Height Overall (in)	72 1/4"
Number of Doors	1
Depth with door open 90°	52 3/4"
Door Openings (in)	24" x 52 3/4"

### INTERNAL DIMENSIONAL DATA

NET Capacity (cubic ft.)	16.85
Internal Width Overall (in)	24 1/4"
Internal Depth Overall (in)	21 1/4"
Internal Height Overall (in)	53"
Number of Shelves	4

\*NOTE: Remote units are field wired and come with 6" legs.  
Refrigerant must be specified at time of order.

We reserve the right to change specifications and product design without notice. Such revisions do not entitle the buyer to corresponding changes, improvements, additions or replacements for previously purchased equipment. Dimensional tolerances +/- 1/4". Metric dimensions (MM).

Required Clearance: 3" Bottom & Rear

### ELECTRICAL DATA

Full Load Amps	5.5
Voltage	115/60/1
Nema Plug (8' cord)	5-15P

### REFRIGERATION DATA

Horsepower	1/4
Capacity (BTU/Hr)	1997
Heat Rejection (BTU/Hr)	2995.5
Charge (lbs/grams/ounces)	0.1875 / 85 / 3.0

### SHIPPING DATA

Gross Weight - Crated	322 lbs.
Height - Crated (in)	76"
Width - Crated (in)	30"
Depth - Crated (in)	32"

### ELECTRICAL CONNECTION



115/60/1  
NEMA 5-15P

Unit pre-wired at factory and include 8' long cord and plug set.

3779 Champion Blvd., Winston-Salem, NC 27105 | 888-845-9800 | Fax: 336-245-6453 | Beverage-Air.com | Sales@bevair.com

Date Issued 10/25 | Printed in U.S.A.