



BEVERAGE-AIR

Project: _____	AIA#
Item: _____	
Location: _____	SIS#
Approved: _____	

PR3HC TOP MOUNT REFRIGERATOR

P-SERIES TOP MOUNT REFRIGERATOR

PR3HC Half-Glass Door Reach-In
Hydrocarbon Series

MODEL:
PR3HC-1BHG



3 Year Parts/Labor Warranty
Additional 4 Year Compressor Warranty

CABINET CONSTRUCTION

- Exterior stainless steel front and side (galvanized top, bottom & back)
- Interior is made of corrosion resistant aluminum
- Full electronic control
- Expansion valve technology
- Variable speed compressor technology
- Self-closing doors with 120° stay-open feature
- Half-glass door
- LED interior light
- Cylinder locks
- Snap-in magnetic gaskets for positive door seal
- Hinged front shroud
- Energy saving thermal breaker
- Stainless steel breaker caps
- Nine (9) heavy-duty epoxy wire coated shelves
- 6" High adjustable stainless steel legs
- 8' Cord and plug (see electrical data for details)

OPTIONS & ACCESSORIES

- Stainless steel interior
- Stainless steel case back
- Additional shelves
- 3" or 6" Casters
- 6" Seismic legs
- Tray slides (type A & A/C)
- Door swing orientation (at time of order)
- Remote option* (see note back on page)

REFRIGERATION SYSTEM

- Uses environmentally friendly, energy efficient R290 refrigerant, and meets all regulatory requirements for CARB, SNAP, DOE & more
- Adaptive defrost
- Epoxy coated evaporator coil, located out of the food zone
- Refrigerator capable of maintaining product temperature 36°F to 38°F



Please verify qualifying units by visiting:
www.energystar.gov/cfs

3779 Champion Blvd., Winston-Salem, NC 27105
1-888-845-9800 Fax: 1-336-245-6453
Beverage-Air.com Sales@bevair.com



BEVERAGE-AIR®

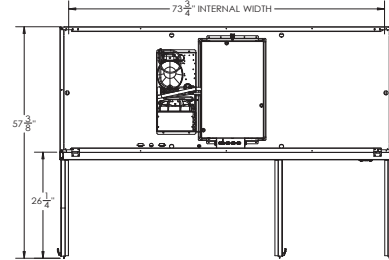
MODEL	PR3HC-1BHG
EXTERNAL DIMENSIONAL DATA	
Width Overall	77 ¾"
Depth Overall with Handles	33 ⅝"
Height Overall	84 ⅛"
No. of Doors	6
Depth with Door Open 90°	57 ⅝"
Door Openings	21 ½" x 25 ¼"
INTERNAL DIMENSIONAL DATA	
NET Capacity (cubic ft.)	68.34
Internal Width Overall (in)	73 ¾"
Internal Depth Overall (in)	26"
Internal Height Overall (in)	56 ⅝"
No. of Shelves	9
ELECTRICAL DATA	
Full Load Amperes 115/60/1**	8.5
REFRIGERATION DATA	
Horsepower	3/4
Capacity (BTU/Hr)	4950
Heat Rejection (BTU/Hr)	7425
Charge (lbs/grams)	0.2866/130
SHIPPING DATA	
Gross Weight - Crated	841 lbs
Height - Crated	88"
Width - Crated	87"
Depth - Crated	45"

*NOTE: Remote units are field wired and come with 6" legs.
Refrigerant must be specified at time of order.

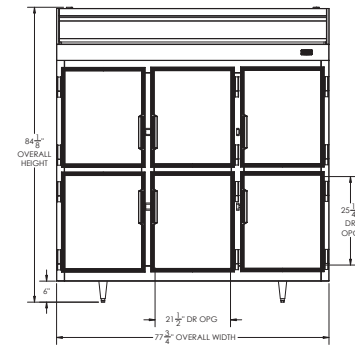
P-Series Top Mount Refrigerator Model: PR3HC-1BHG

Model Views

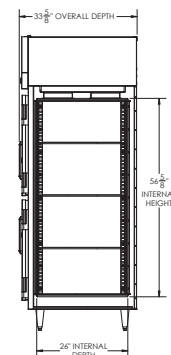
12" Top and 3" side and rear clearance is required



PLAN VIEW



ELEVATION VIEW



SIDE VIEW

ELECTRICAL CONNECTION



115/60/1**
NEMA 5-15P

Unit pre-wired at
factory and include
8' long cord and plug
set.

** NOTE: This unit utilizes variable speed compressor technology. The compressor can experience nuisance tripping on Class A GFCI outlets which have a trip limit of 4 mA to 6 mA. To avoid this issue in a location that requires GFCI circuit protection, Beverage-Air recommends using a HUBBELL Model Number GFRST83W 20A Heavy Duty Hospital Grade Self-Test GFCI Receptacle.



3779 Champion Blvd., Winston-Salem, NC 27105 1-888-845-9800 Fax: 1-336-245-6453 Beverage-Air.com Sales@bevair.com

an Ali Group Company



The Spirit of Excellence