



# BEVERAGE-AIR

Project: _____	AIA#
Item: _____	
Location: _____	SIS#
Approved: _____	

## HORIZON TOP MOUNT REACH-IN HFP2HC Solid Double Door Reach-In Freezer Hydrocarbon Series

**MODEL:**  
**HFP2HC-1S**

**HFP2HC TOP MOUNT REACH-IN FREEZER**



**3 Year Parts / Labor Warranty**  
**Additional 4 Year Compressor Warranty**

### CABINET CONSTRUCTION

- Exterior is stainless steel front and sides
- Interior liner is made of corrosion resistant aluminum
- Full electronic control
- Expansion valve technology
- One piece grille
- LED interior light
- Self-closing door with 120° stay-open feature, on cam-lift hinges
- Field reversible doors
- Door locks
- Snap-in magnetic gaskets for positive door seal
- Six (6) heavy-duty epoxy coated wire shelves
- 6" Heavy-duty casters, two (2) with brakes
- 8' Cord and plug (see electrical data for details)

### OPTIONS & ACCESSORIES

- Tray slide pair, 1 tray slide set for (1) 18" x 26" or (2) 14" x 18" pans (A)
- Stainless steel universal tray slide pair, 1 tray slide set for (1) 18" x 26" or (2) 14" x 18" pans (AC)
- Tray slide kit #4 (19 sets per half section)
- Additional epoxy shelves
- Shelf clips
- Stainless steel breaker
- 6" Legs seismic/flanged
- 3" Casters
- Remote option\* (see note on back page)

### REFRIGERATION SYSTEM

- Uses environmentally friendly, energy efficient R290 refrigerant, and meets all regulatory requirements for CARB, SNAP, DOE & more
- Hot gas condensate evaporator
- Adaptive defrost
- Epoxy coated evaporator coil
- Freezer capable of maintaining product temperature down to -10°F



  
Please verify qualifying units by visiting:  
[www.energystar.gov/cfs](http://www.energystar.gov/cfs)

3779 Champion Blvd., Winston-Salem, NC 27105  
1-888-845-9800 Fax: 1-336-245-6453  
Beverage-Air.com Sales@bevair.com



# BEVERAGE-AIR

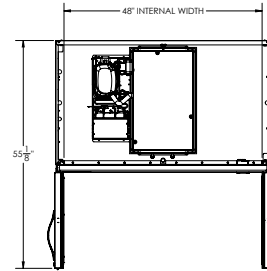
MODEL	HFP2HC-1S
<b>EXTERNAL DIMENSIONAL DATA</b>	
Width Overall	52"
Depth Overall with Handle	33 <sup>7</sup> / <sub>8</sub> "
Height Overall with Casters	85"
Number of Doors	2
Depth with Door Open 90°	55 <sup>1</sup> / <sub>8</sub> "
Door Opening (in)	21 <sup>5</sup> / <sub>8</sub> " x 61 <sup>5</sup> / <sub>8</sub> "
<b>INTERNAL DIMENSIONAL DATA</b>	
NET Capacity (cubic ft.)	45.2
Internal Width Overall (in)	48"
Internal Depth Overall (in)	25 <sup>7</sup> / <sub>8</sub> "
Internal Height Overall (in)	62"
Number of Shelves	6
<b>ELECTRICAL DATA</b>	
Full Load Amperes 115/60/1	10.0
<b>REFRIGERATION DATA</b>	
Horsepower	3/4+
Capacity (BTU/Hr)	2580
Heat Rejection (BTU/Hr)	3870
Charge (lbs/grams)	0.2535/115
<b>SHIPPING DATA</b>	
Gross Weight	512 lbs
Height - Crated	88"
Width - Crated	55"
Depth - Crated	36"

\*NOTE: Remote units are field wired and come with 6" legs. Refrigerant must be specified at time of order.

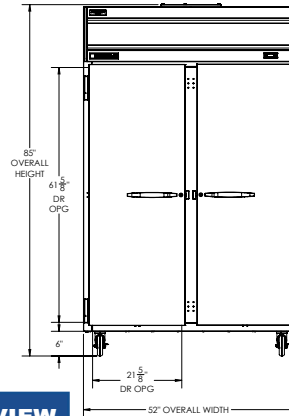
## Top Mount Reach-In Freezer Model: HFP2HC-1S

### Model Views

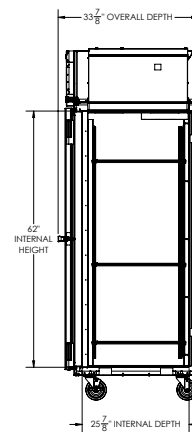
Required Clearance: Top 12", Rear 3"



### PLAN VIEW



### ELEVATION VIEW



### SIDE VIEW

### ELECTRICAL CONNECTION



115/60/1  
NEMA 5-15P

Unit pre-wired at factory and include 8' long cord and plug set.



3779 Champion Blvd., Winston-Salem, NC 27105 1-888-845-9800 Fax: 1-336-245-6453 Beverage-Air.com Sales@bevair.com

an Ali Group Company



The Spirit of Excellence