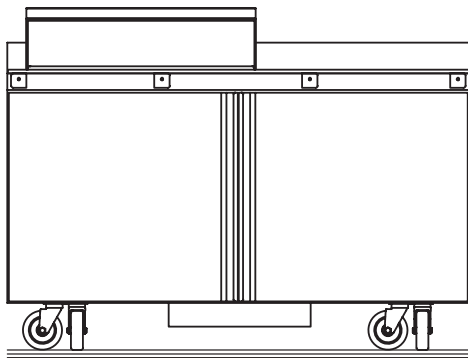


ST4460NP Mega Top

Front-Breathing Self-Contained Mega Top Refrigerated Bases

Models

- | | |
|-----------------|---|
| • ST4460NP-12M | Two section with doors, twelve pan capacity |
| • STD4460NP-12M | Two section with drawers, twelve pan capacity |
| • ST4460NP-18M | Two section with doors, eighteen pan capacity |
| • STD4460NP-18M | Two section with drawers, eighteen pan capacity |



ST4460NP-12M

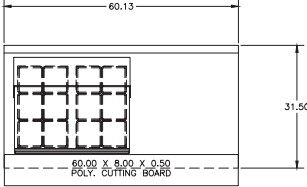
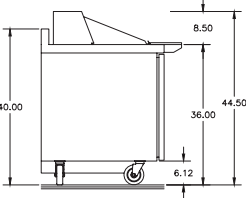
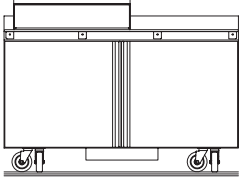
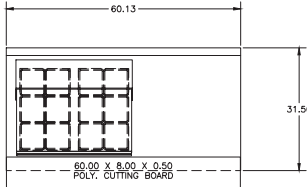
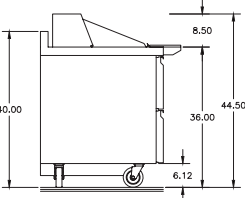
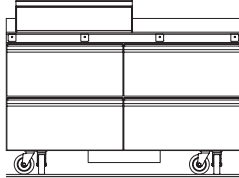
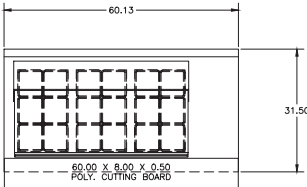
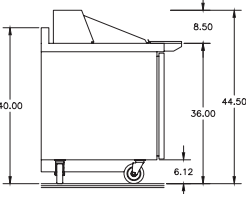
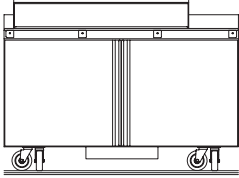
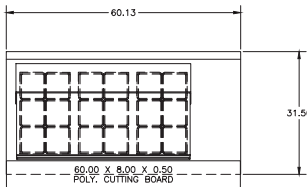
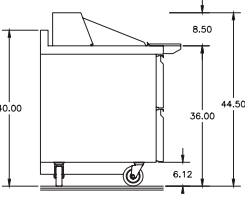
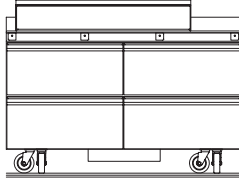
Standard Features

- Patented air screen ensures product stays cold without drying it out
- All 4400 Series units are 100% front breathing, which allows the unit to be pushed against a wall or built into a cabinet or an existing line up
- Durable, rugged stainless steel sides, top and front
- Features Delfield's exclusive ABS interior (on sides). ABS is extremely durable - it won't dent, chip or corrode and is backed by a limited lifetime warranty
- Delfield supplies 1/6 size pans and positive placement adapter bars for top opening
- Dual level pan brackets allow the pans to be lowered an additional inch in the unit without tools to provide additional pan temperature holding performance
- Mega top refrigerators are standard with 8" wide, dishwasher safe polyethylene cutting board mounted on heavy-duty brackets
- "D" prefix models feature Delfield's new drawer system. Drawers are backed by a 10-year warranty on the track assembly
- Environmentally friendly R290 refrigerant
- High density foamed in place environmentally friendly, Kyoto Protocol Compliant, Non ODP (Ozone Depletion Potential), Non GWP (Global Warming Potential) polyurethane keeps energy costs low
- Bent in full length handle
- Standard on 5" casters for easy cleaning and installation
- 10' cord and plug supplied
- One epoxy coated wire shelf standard, installed per door section
- ACT solid state electronic control
- Three year parts and labor warranty and an additional two year compressor parts warranty

Options & Accessories

- Various lid options
- 18" wide single tier overshef
- Stainless steel finish on back
- Plastic laminate on front
- Additional wire shelves
- 3" casters, 4" ride height
- Door lock
- Exterior thermometer

ST4460NP Mega Top

ST4460NP-12M	STD4460NP-12M
<p data-bbox="232 428 461 478">ST4460NP-12M Pan Cutout Configuration</p>    <p data-bbox="248 787 418 837">ST4460NP-12M Right Side View</p> <p data-bbox="561 787 724 837">ST4460NP-12M Elevation View</p>	<p data-bbox="886 455 1115 506">STD4460NP-12M Pan Cutout Configuration</p>    <p data-bbox="846 772 1089 823">STD4460NP-12M Right Side View</p> <p data-bbox="1195 772 1365 823">STD4460NP-12M Elevation View</p>
ST4460NP-18M	STD4460NP-18M
<p data-bbox="232 1323 461 1373">ST4460NP-18M Pan Cutout Configuration</p>    <p data-bbox="232 1659 399 1709">ST4460NP-18M Right Side View</p> <p data-bbox="561 1659 724 1709">ST4460NP-18M Elevation View</p>	<p data-bbox="886 1323 1115 1373">STD4460NP-18M Pan Cutout Configuration</p>    <p data-bbox="846 1659 1089 1709">STD4460NP-18M Right Side View</p> <p data-bbox="1170 1659 1354 1709">STD4460NP-18M Elevation View</p>

Specifications

Exterior top is one-piece 22-gauge stainless steel with integral 2.12" (5.4cm) square nosing on the front. Telescoping lid is constructed of 20-gauge stainless steel. Top of drawer unit has openings to accept 12, 18 or 24 1/6 size plastic pans 4" (10cm) deep. Top of door unit has openings to accept 12, 18 or 24 1/6 size plastic pans 4" or 6" (10cm or 15cm) deep. Adapter bars and 1/6 size pans are supplied by Delfield. Temperature in top openings maintains 33°F (1°C) to 41°F (5°C), with pans recessed 2.5" (6.4cm) at 86°F ambient room temperature, meeting NSF 7 requirements. One 60" x 8" x .5" (152.4cm x 20.3cm x 1.3cm) polyethylene cutting board is mounted on the top at the front edge.

Dual level pan brackets allow the pans to be lowered an additional inch in the unit without tools to provide additional pan temperature holding performance.

Exterior back and bottom are two-piece 24-gauge galvanized steel. Exterior ends are stainless steel.

Interior sides are thermoformed ABS plastic with shelf supports. Base is fully insulated with high-density foamed in place environmentally friendly, Kyoto Protocol Compliant, Non ODP (Ozone Depletion Potential), Non GWP (Global Warming Potential) polyurethane.

Refrigeration system uses R290 refrigerant. Compressor is .35 H.P., with condenser coil and hot gas condensate evaporator mounted on rear of the cabinet. Evaporator coil is located on the interior rear wall of the cabinet. Refrigerant flow is controlled by a capillary tube. Cabinet maintains an interior cabinet temperature of 36°F to 40°F (2°C to 4°C).

ACT control: ACT electronic, solid state control, mounted on the exterior rear of the cabinet, allows unit to maintain precise temperatures in heavy duty conditions.

Electrical connections are 115 volt, 60 Hertz, single phase. Unit has a 10' (3m) long electrical cord and NEMA 5-15P plug.

Casters: Equipment is mounted on 5" (13cm) diameter plate casters with front two locking. Equipment clearance above the floor is 2.5" (6cm).

Doors have a 22-gauge stainless steel exterior, with thermoformed ABS plastic interior liner. Cabinet has one adjustable epoxy-coated wire shelf per door opening.

Drawers have 22-gauge stainless steel exterior with thermoformed ABS plastic interior liner. Drawer frames are 12-gauge stainless steel. Drawer slides are 11-gauge stainless steel with Delrin bearings. Each top drawer holds one 12" x 20" (30.5cm x 50.8cm) pan, three 1/9 size and three 1/6 size 4"-6" (10.2cm-15.2cm) deep pans. Each bottom drawer holds one 12" x 20" (30.5cm x 50.8cm) pan, three 1/9 size and three 1/6 size 4" (10.2cm) deep pans. Pans are supplied by others.




INSTALLATION NOTE:

Refrigeration system is designed so that air will flow under the unit, through the compressor area and out the front of the unit. Any restriction to this air flow path will void the warranties.

ST4460NP Mega Top

Specifications									
Model	1/6 Size Pan Cap.	# of Shelves	Shelf Area	Volume	h.p.	V/Hz/Ph	Amps	nema plug	Ship Weight
ST4460NP-12M	12	2	7.19ft ²	20.20ft ³	.35	115/60/1	6.0	5-15P	411lbs/186kg
STD4460NP-12M	12	N/A	N/A	20.20ft ³	.35	115/60/1	6.0	5-15P	495lbs/225kg
ST4460NP-18M	18	2	7.19ft ²	20.20ft ³	.35	115/60/1	6.0	5-15P	411lbs/186kg
STD4460NP-18M	18	N/A	N/A	20.20ft ³	.35	115/60/1	6.0	5-15P	495lbs/225kg

ST4460NP Mega Top



Welbilt reserves the right to make changes to the design or specifications without prior notice.