

WIRE WALL MOUNT BRACKETS & POSTS

WALL MOUNTED SHELVING SYSTEM

EC-50 Mounting Kits Included • Shelves Sold Separately

Item #: _____ Qty #: _____
Model #: _____
Project #: _____

FEATURES:

Brackets feature 1/4" diameter wire for stability and strength.

NSF approved.

MATERIAL:

Chrome plated steel.

CONSTRUCTION:

End mount and Mid-mount Posts attach to wall with EC-50 Mounting Kits (Included).

Wall Shelf Brackets attach to posts. Unit assembles using tapered split sleeves.

End Mount Kit

- 4 Single Shelf Brackets
- 2 - 34" Posts w/4 EC-50 Mounting Kits
- Collar Filler Caps

AB2-14

14" Wide

AB2-18

18" Wide

Mid-Mount Kit For Adjoining Shelves

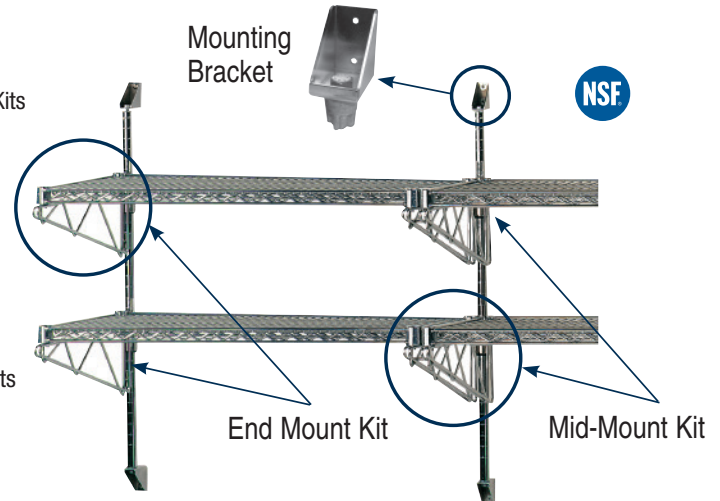
- 2 Double Shelf Brackets
- 1 - 34" Post w/2 EC-50 Mounting Kits
- For Adjoining Shelves

ABM2-14

14" Wide

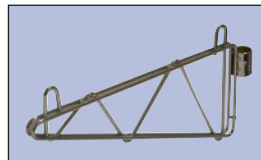
ABM2-18

18" Wide



For Additional Tiers, Order Larger Posts With EC-50 Mounting Hardware For Each Post And Use Additional Wall Mounted Brackets.

WALL MOUNTED SHELVING SYSTEM EXPANSION KITS



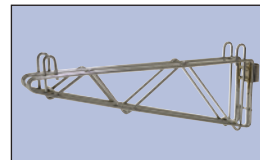
2 Single End Mount Brackets

AAB-14

14" Wide

AAB-18

18" Wide



1 Double Mid-Mount Bracket

AABM-14

14" Wide

AABM-18


18" Wide



Wall Mounting Hardware Kit

EC-50

- Includes 2 End Mounts & 1 Mid-Mount (Enough for one post)



WIRE WALL SHELF MOUNTING BRACKETS


• Single Mount Includes 2 Brackets & 4 Collar Filler Caps • Double Mount Includes 1 Bracket




SB Series



DB Series



GB Series



GDB Series

FEATURES:

Brackets feature 1/4" diameter wire for stability and strength.

NSF approved.

MATERIAL:

SB & DB Series: Chrome plated steel.
GB & GDB Series: Green Epoxy steel.

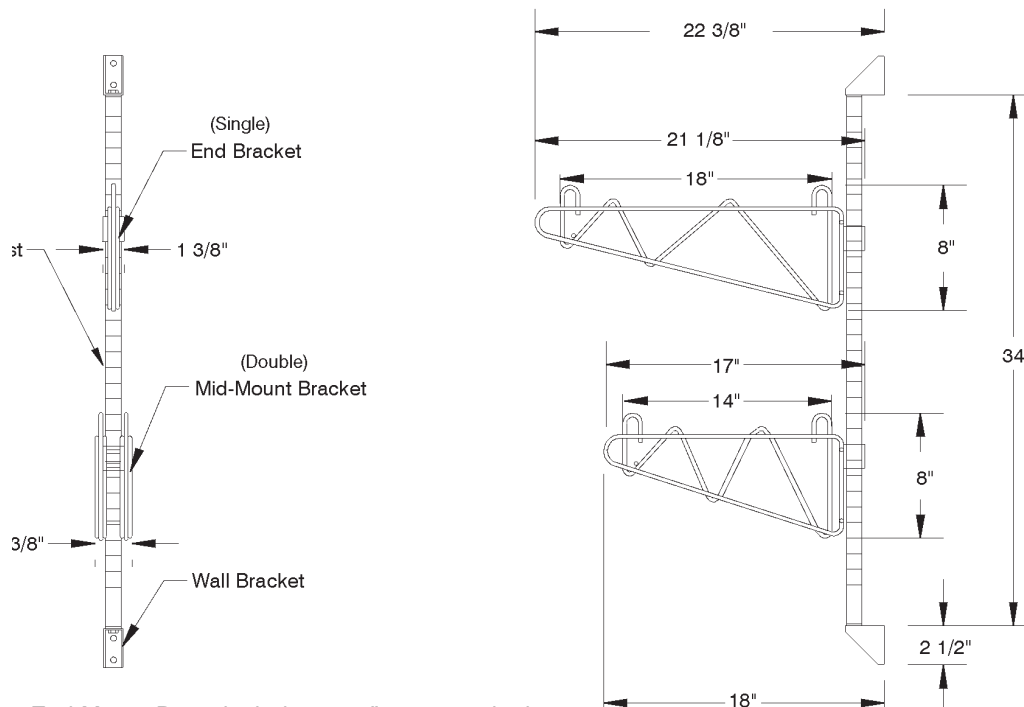
Chrome	Size	Approx. Wt.	Chrome	Size	Approx. Wt.	GREEN EPOXY	Size	Approx. Wt.	GREEN EPOXY	Size	Approx. Wt.
SINGLE BRACKET			DOUBLE BRACKET			SINGLE BRACKET			DOUBLE BRACKET		
SB-14	14"	2 lbs.	DB-14	14"	3 lbs.	GB-14	14"	2 lbs.	GDB-14	14"	3 lbs.
SB-18	18"	3 lbs.	DB-18	18"	4 lbs.	GB-18	18"	3 lbs.	GDB-18	18"	4 lbs.

DETAILS and SPECIFICATIONS

TOL $\pm .500''$

ALL DIMENSIONS ARE TYPICAL

ADJUSTABLE 2-TIER BRACKETS & POSTS



End Mount Posts include 2 - 34" posts, 4 single brackets & 2 EC-50 Mounting Kits

Mid-Mount Posts include 1 - 34" post and 2 double brackets one EC-50 Mounting Kit

WALL SHELF MOUNTING BRACKETS

