



## Food & Candy Wall Mount Dispensers

### SPECIFICATION SHEET

#### FAST FACTS


Dry Food Dispensers quickly serve preset portions of candies, toppings or mix-in ingredients in a max portion size of 2 oz adjustable in  $\frac{1}{8}$  oz increments. Models with 1 or 3 dispensers of 1 or 2 liter capacity mount to a sturdy vertical surface to create a flavor station.

#### APPLICATIONS

- Add portioned candies, toppings or mix-in ingredients to ice cream, frozen yogurt treats or beverages
- Ideal for free-flowing products that don't melt or clump at room temperature and are less than  $\frac{1}{2}$ " in diameter

#### DETAILS

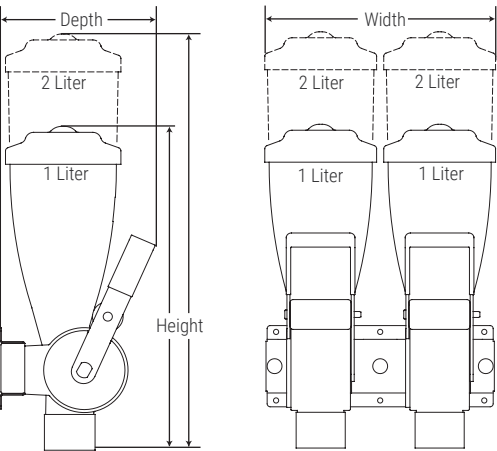
- Display and dispense accurate portions of dry ingredients such as candies, toppings or mix-ins
- Dispensing lever is ADA Compliant, with no tight grasping or twisting rotation required
- Control cost with precise portions – 2 oz max,  $\frac{1}{4}$  oz min.; adjustable in  $\frac{1}{8}$  oz increments
- Silicone discharge fitting is removable for easy and quick cleaning
- Create a flavor station with 1 or 3 dispensers on a single mounting bracket; each dispenser needs just 5" of linear space
- 1 or 2 liter capacity dispenser is BPA-free
- Lift-off lid makes refilling easy



No waste or mess. Top that.

DRY FOOD DISPENSERS MODEL: DPD

Server model DPD Dry Product Dispensers are designed for accurately portioning free-flowing, consistent dry products that don't melt or clump at room temperature and are less than 1/2" in diameter such as candies, toppings and mix-ins. Unit comes complete with 1 or 3 clear hoppers in 1 or 2 liter capacity sizes and corresponding 18 gauge stainless steel mounting bracket. The dispenser allows portions from 1/4 to 2 oz by volume and is adjustable in 1/8 oz increments. Liftoff lid makes refilling easy. NSF listed. BPA free. ADA Compliant. Two-year warranty.




order amt	model/item	description	capacity	dims (H x W x D)	weight
<input type="checkbox"/>	<a href="#">DPD.86670</a>	(1) 1 L dispenser with bracket	1 L	13 9/16" x 4 11/16" x 6 5/16"	4 lb
<input type="checkbox"/>	<a href="#">DPD.86650</a>	(3) 1 L dispensers with bracket	(3) 1 L	13 9/16" x 14 11/16" x 6 5/16"	11 lb
<input type="checkbox"/>	<a href="#">DPD.86680</a>	(1) 2 L dispenser with bracket	2 L	17 7/16" x 4 11/16" x 6 5/16"	4 lb
<input type="checkbox"/>	<a href="#">DPD.86660</a>	(3) 2 L dispensers with bracket	(3) 2 L	17 7/16" x 14 11/16" x 6 5/16"	12 lb

RELATED PRODUCTS

**SLIMLINE™ DRY FOOD DISPENSERS**

SlimLine™ Dry Food Dispensers display and dispense preset portions of up to (4) candies, toppings, or mix-ins in less than 13" of wall space. Control costs with precise portion control; color-coded trays identify serving size. Stands are available for countertop dispensing.



DISPENSE PERFECT PORTIONS WITH WALL-MOUNT DRY FOOD DISPENSERS  
SERVER-PRODUCTS.COM | 800.558.8722 | 262.628.5600